

Class 17: Outline

Hour 1:

Dipoles & Magnetic Fields

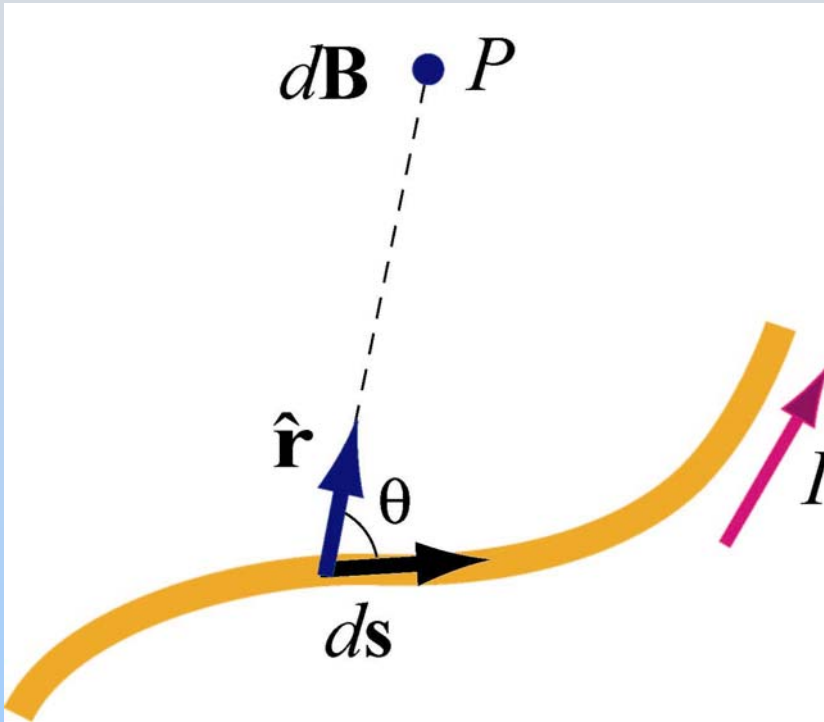
Hour 2:

Expt. 7: Dipoles in B Fields

Last Time: Biot-Savart

The Biot-Savart Law

Current element of length ds carrying current I produces a magnetic field:



$$d\vec{\mathbf{B}} = \frac{\mu_0}{4\pi} \frac{I d\vec{\mathbf{s}} \times \hat{\mathbf{r}}}{r^2}$$

Moving charges are currents too...

$$\vec{\mathbf{B}} = \frac{\mu_0}{4\pi} \frac{q \vec{\mathbf{v}} \times \hat{\mathbf{r}}}{r^2}$$

(<http://ocw.mit.edu/ans7870/8/8.02T/f04/visualizations/magnetostatics/03-CurrentElement3d/03-cElement320.html>)

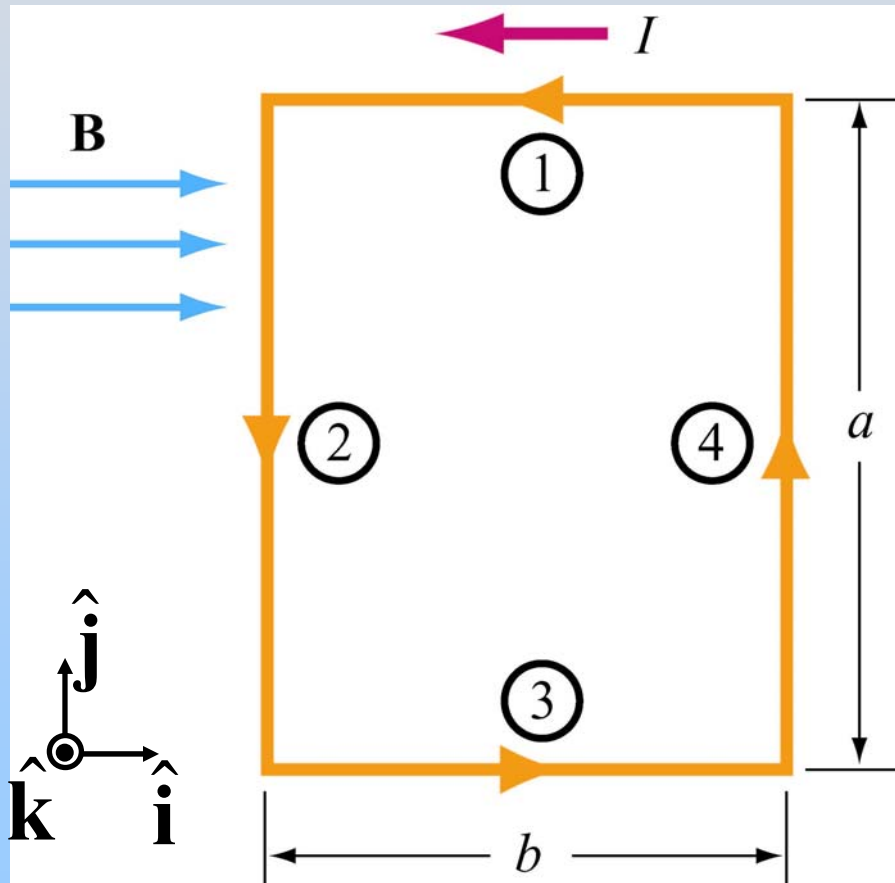
PRS Question: Force between wires

Magnetic Dipoles: Torque & Force

First: Review From Friday

Rectangular Current Loop

Place rectangular current loop in uniform B field



$$\vec{\mathbf{F}}_1 = \vec{\mathbf{F}}_3 = 0 \quad \left(I\vec{\mathbf{L}} \parallel \vec{\mathbf{B}} \right)$$

$$\vec{\mathbf{F}}_2 = I(-a\hat{\mathbf{j}}) \times (B\hat{\mathbf{i}}) = IaB\hat{\mathbf{k}}$$

$$\vec{\mathbf{F}}_4 = I(a\hat{\mathbf{j}}) \times (B\hat{\mathbf{i}}) = -IaB\hat{\mathbf{k}}$$

$$\vec{\mathbf{F}}_{net} = \vec{\mathbf{F}}_1 + \vec{\mathbf{F}}_2 + \vec{\mathbf{F}}_3 + \vec{\mathbf{F}}_4 = 0$$

No net force on the loop!!

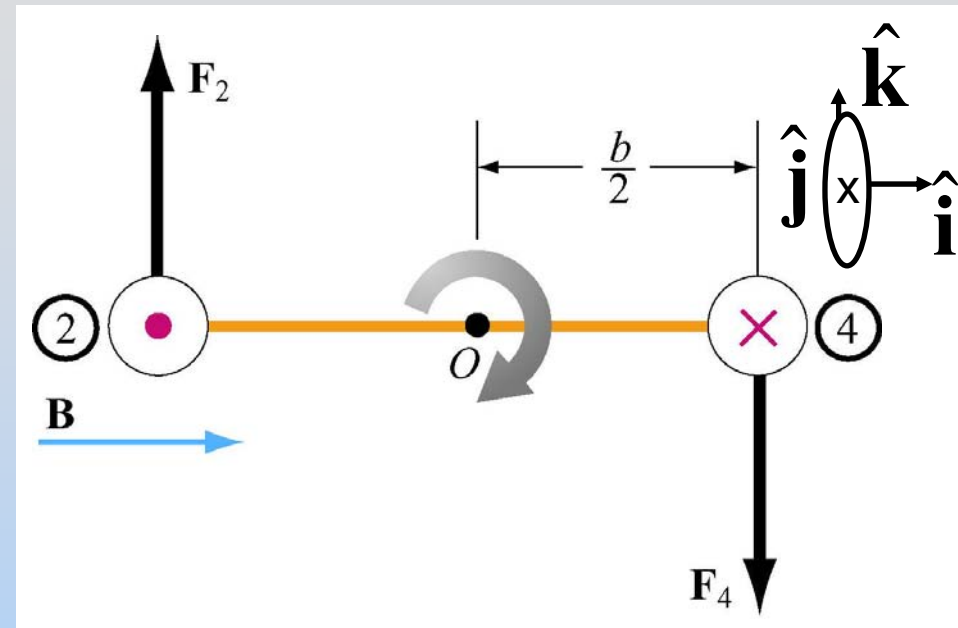
Torque on Rectangular Loop

Recall: $\vec{\tau} = \vec{r} \times \vec{F}$

$$\vec{\tau} = \left(-\frac{b}{2}\hat{\mathbf{i}}\right) \times \vec{F}_2 + \left(\frac{b}{2}\hat{\mathbf{i}}\right) \times \vec{F}_4$$

$$= \left(-\frac{b}{2}\hat{\mathbf{i}}\right) \times (IaB\hat{\mathbf{k}}) + \left(\frac{b}{2}\hat{\mathbf{i}}\right) \times (-IaB\hat{\mathbf{k}})$$

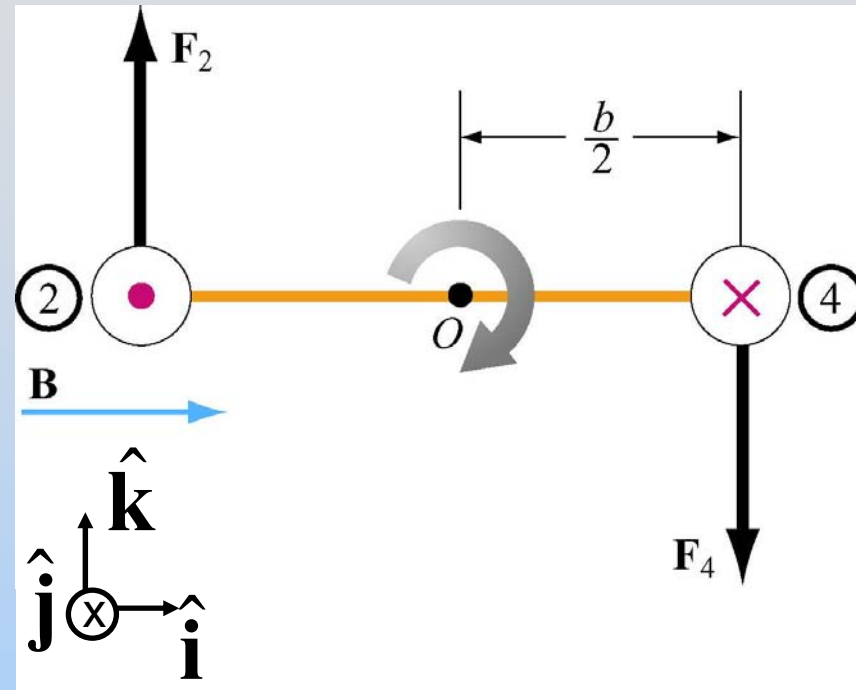
$$= \frac{IabB}{2}\hat{\mathbf{j}} + \frac{IabB}{2}\hat{\mathbf{j}} = IabB\hat{\mathbf{j}}$$



Torque Direction:

Thumb in torque direction,
fingers rotate with object

Torque on Rectangular Loop



$$\vec{\tau} = IAB\hat{j}$$

$\vec{A} = A\hat{n} = ab\hat{n}$: area vector

$$\hat{n} = +\hat{k}, \quad \vec{B} = B\hat{i}$$

$$\vec{\tau} = I\vec{A} \times \vec{B}$$

Familiar? No net force but there is a torque

Magnetic Dipole Moment

Define Magnetic Dipole Moment:

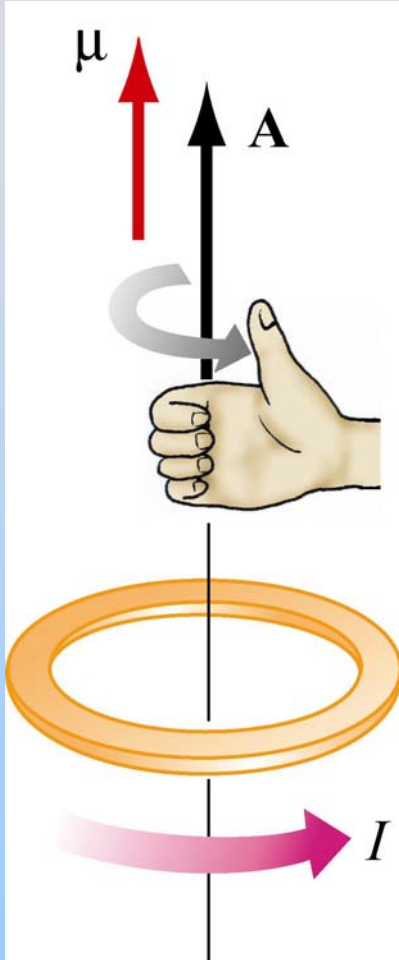
$$\vec{\mu} \equiv IA\hat{n} \equiv I\vec{A}$$

Then:

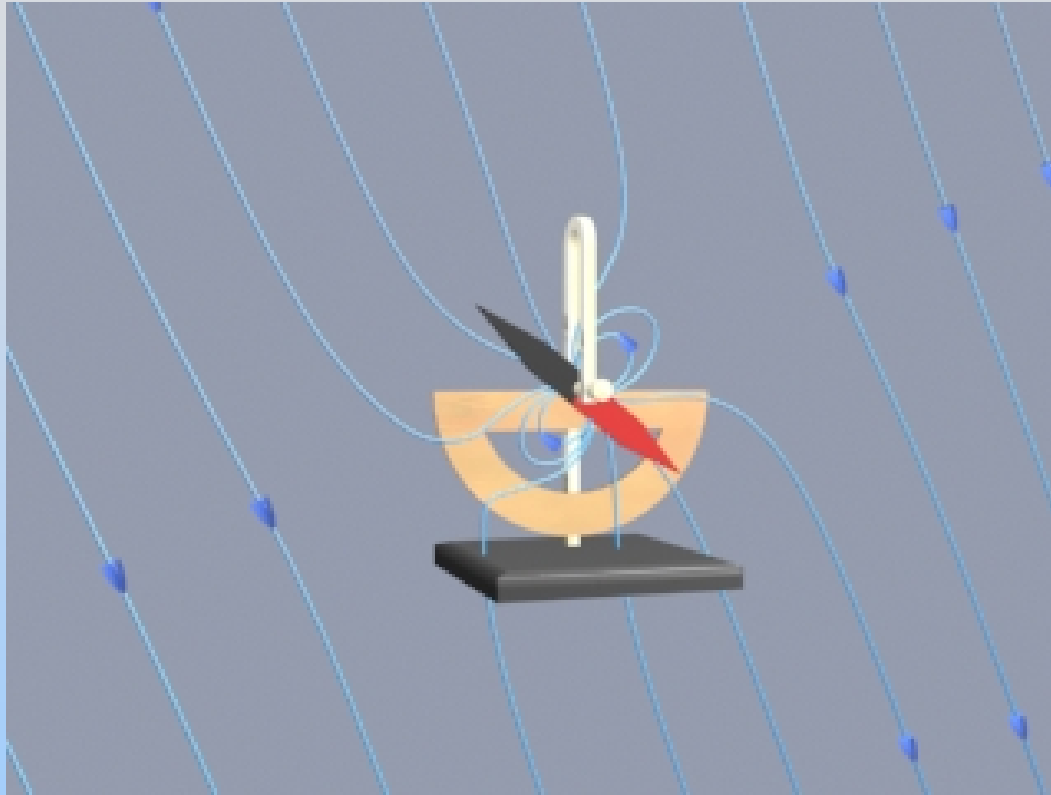
$$\vec{\tau} = \vec{\mu} \times \vec{B}$$

Analogous to $\vec{\tau} = \vec{p} \times \vec{E}$

τ tends to align μ with B



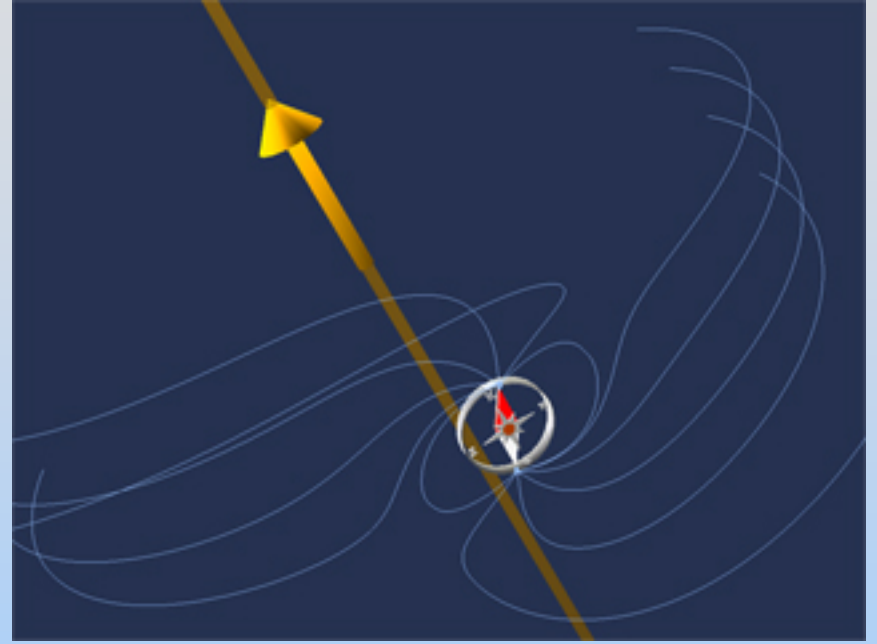

Animation: Another Way To Look At Torque



External field connects to field of compass needle and “pulls” the dipole into alignment

http://ocw.mit.edu/ans7870/8/8.02T/f04/visualizations/magnetostatics/18-dipNeedle/18-Dip_320.html

Interactive Java Applet: Another Way To Look At Torque



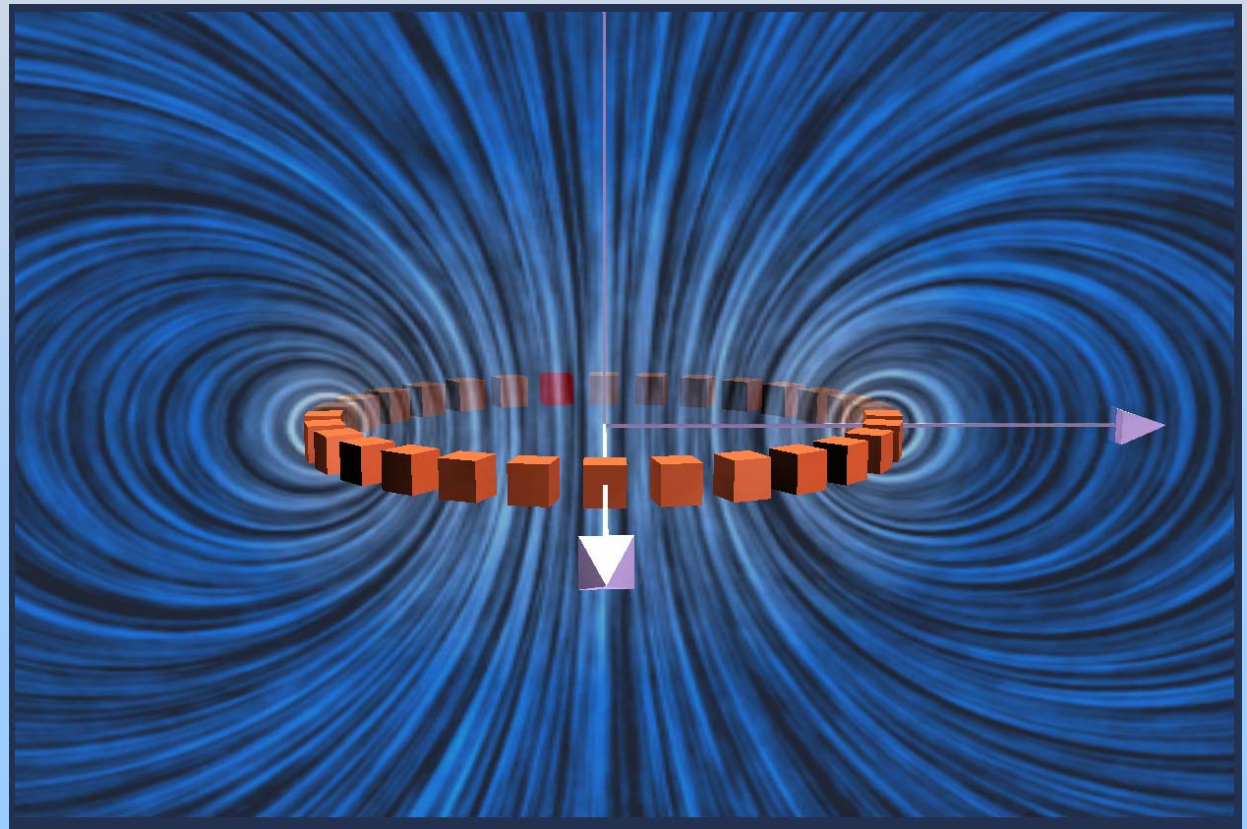
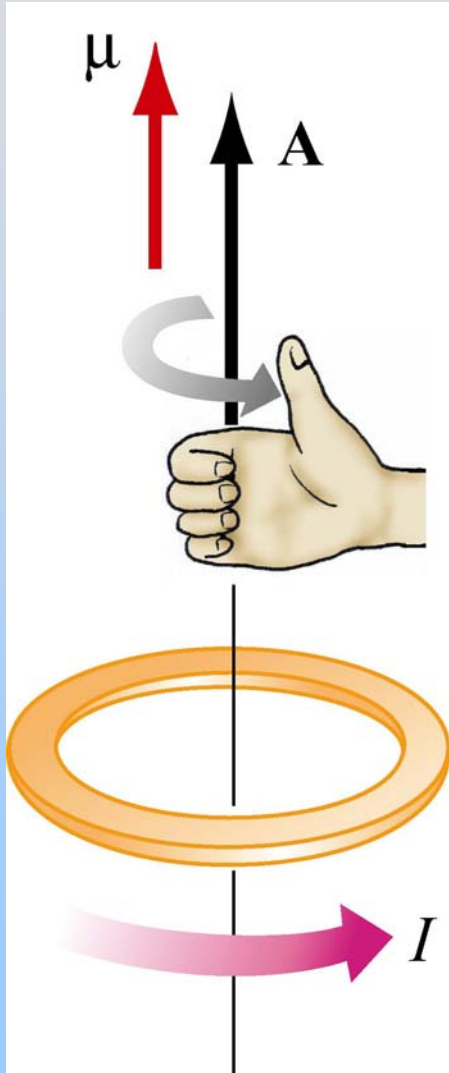
<http://ocw.mit.edu/ans7870/8/8.02T/f04/visualizations/magnetostatics/35-wireandmagnetapp/35-wirecompass320.html>

Field of wire connects to field of compass needle and “pulls” the dipole into alignment

Demonstration: Galvanometer

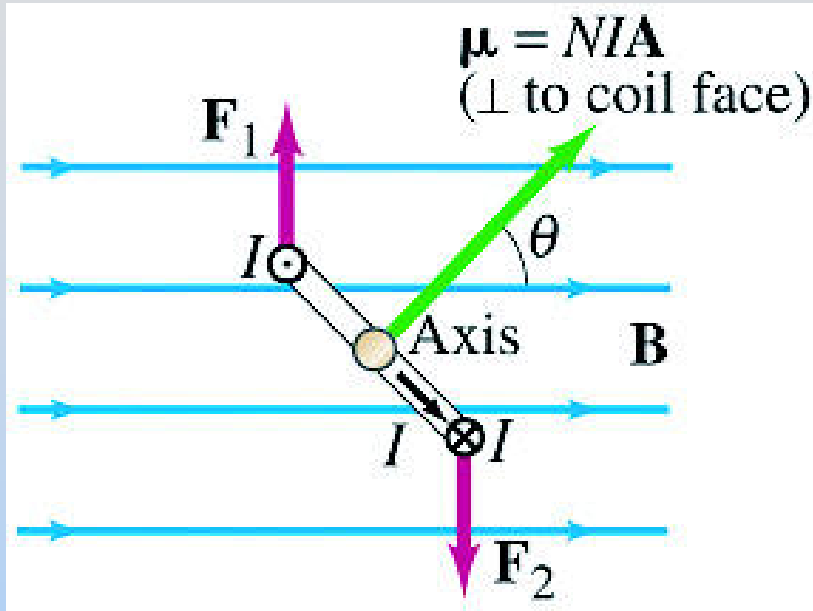
Magnetic Dipole Moment

$$\vec{\mu} \equiv IA\hat{n} \equiv I\vec{A}$$

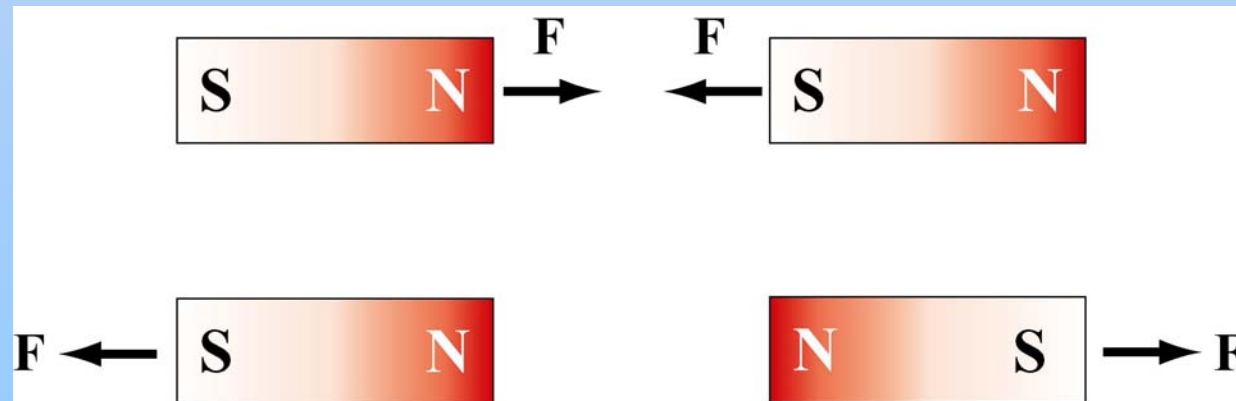


PRS Question:
Torque on Dipole in Uniform Field

Dipoles don't move???



This dipole rotates but doesn't feel a net force



But dipoles CAN feel force due to \mathbf{B} .
What's up?

PRS Question: Force on Magnetic Dipole

Something New
Dipoles in Non-Uniform Fields:
Force

Force on Magnetic Dipole

To determine force, we need to know energy:

$$U_{Dipole} = -\vec{\mu} \cdot \vec{B}$$

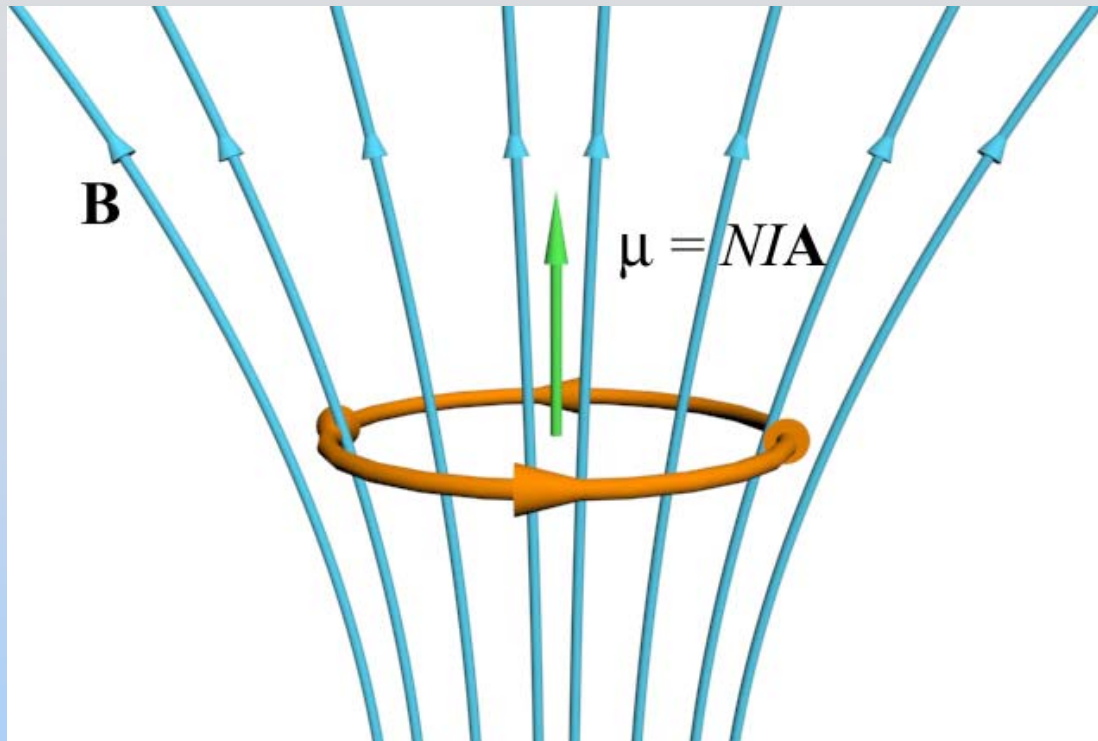
Force tells how the energy changes with position:

$$\vec{F}_{Dipole} = -\vec{\nabla} U_{Dipole} = \vec{\nabla} (\vec{\mu} \cdot \vec{B})$$

$$(\text{after math}) = (\vec{\mu} \cdot \vec{\nabla}) \vec{B}$$

Dipoles only feel force in *non-uniform* field

Force on Magnetic Dipole

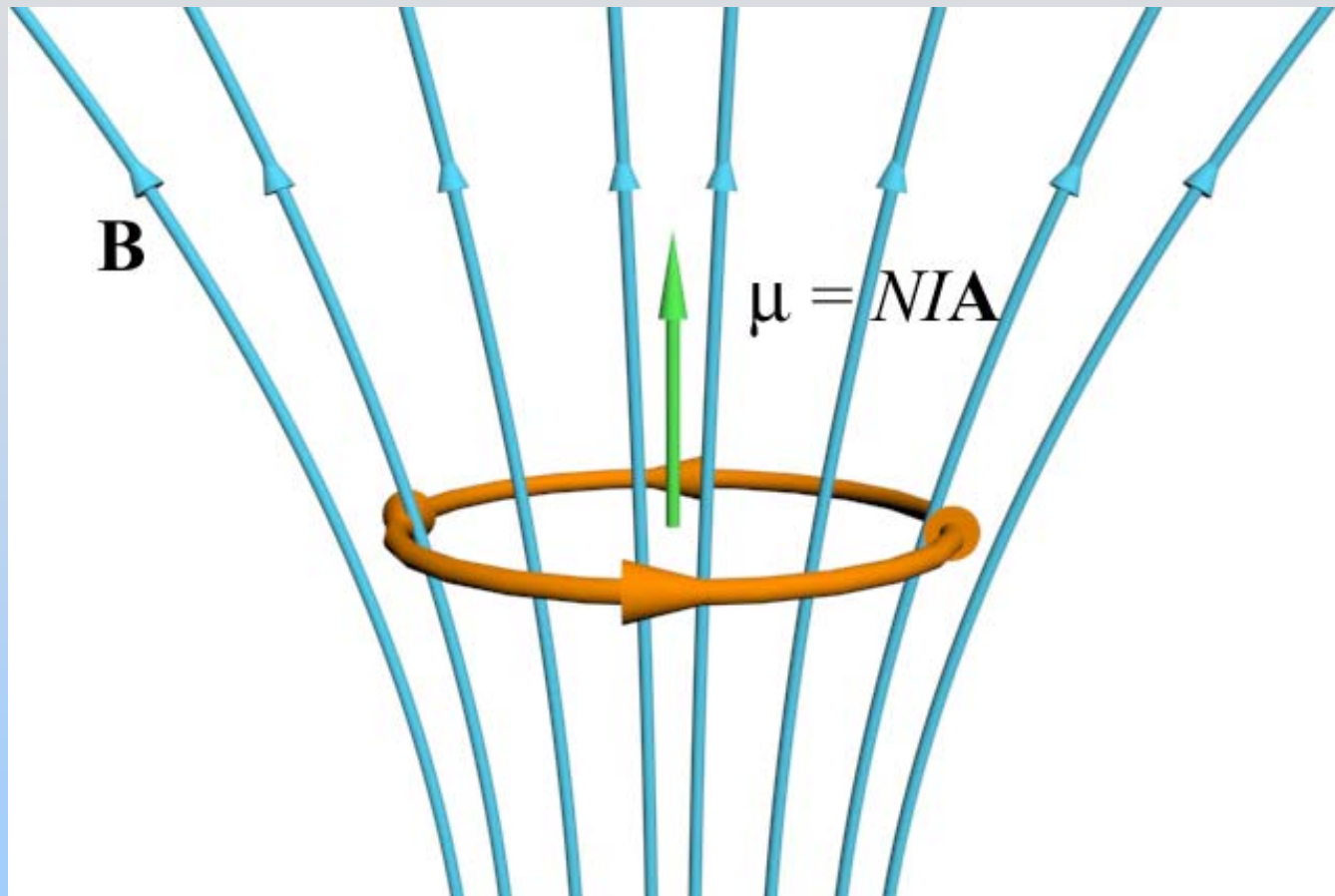


$$\frac{\partial \vec{\mathbf{B}}}{\partial z} \text{ negative}$$

Force down!

$$\vec{\mathbf{F}}_{Dipole} = \left(\vec{\boldsymbol{\mu}} \cdot \vec{\nabla} \right) \vec{\mathbf{B}} = \mu \frac{\partial \vec{\mathbf{B}}}{\partial z}$$

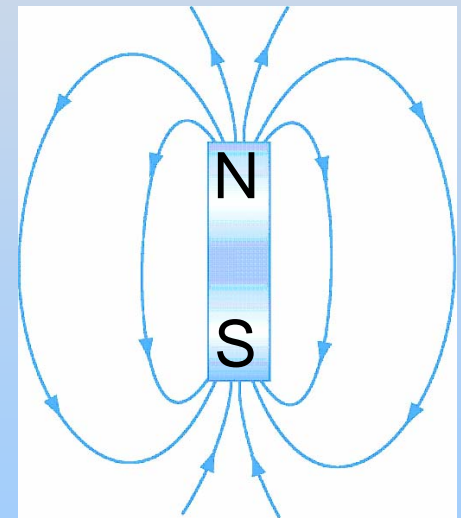

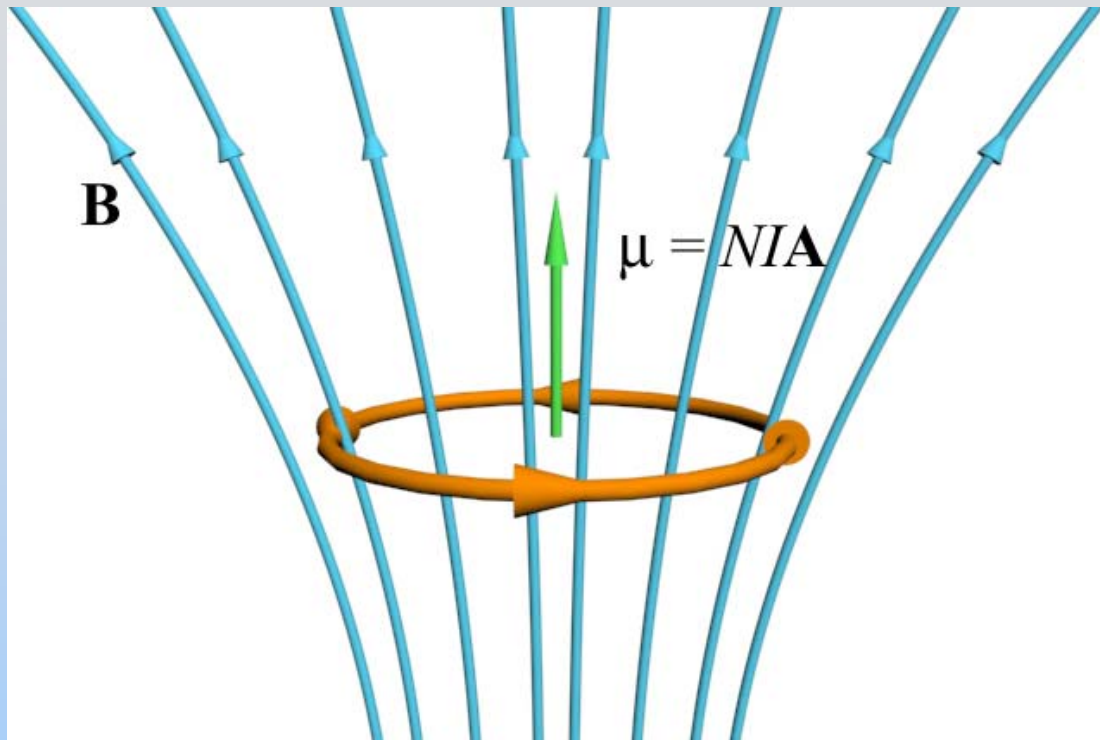
Force on Magnetic Dipole



Alternate Thought

What makes the field pictured?


Force on Magnetic Dipole



Bar magnet below dipole, with N pole on top
It is aligned with the dipole pictured, they attract!

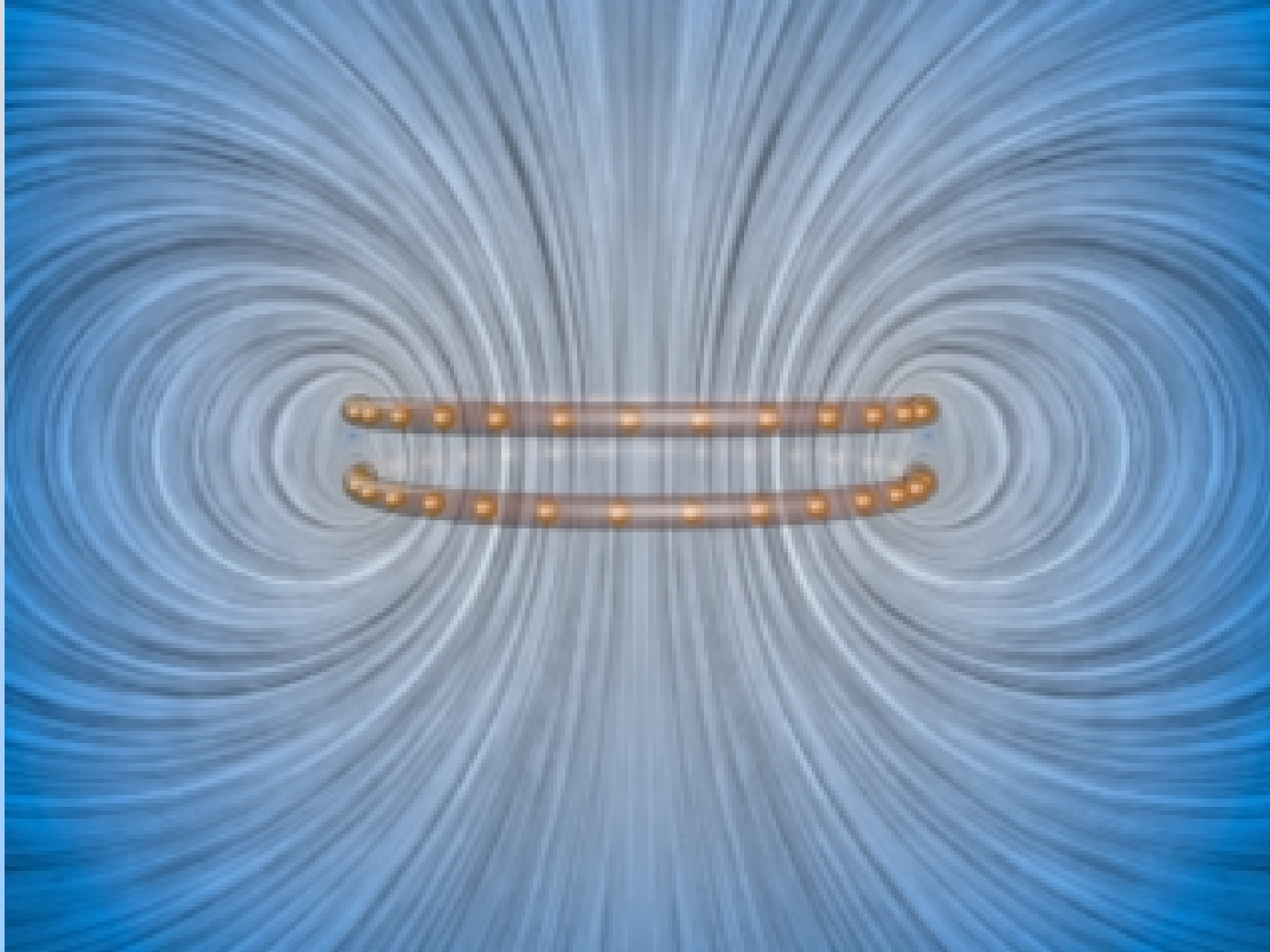
Experiment 7: Magnetic Forces on Dipoles

Force on Dipole from Dipole: Anti-Parallel Alignment



http://ocw.mit.edu/ans7870/8/8.02T/f04/visualizations/magnetostatics/16-MagneticForceRepel/16-MagForceRepel_f65_320.html

Force on Dipole from Dipole: Parallel Alignment



http://ocw.mit.edu/ans7870/8/8.02T/f04/visualizations/magnetostatics/15-MagneticForceAttract/15-MagForceAtt_f65_320.html

PRS Questions: Force on Magnetic Dipole