

Radiation Basics



Cookie photo: Public domain.

22.S902 – DIY Geiger Counters
Prof. Michael Short

Old 22.01 Final Exam Question

- You have four highly radioactive cookies:



α



β



γ



n

- You must:

Put one in your pocket

Eat one

Hold one in your hand

Give one to a “friend”

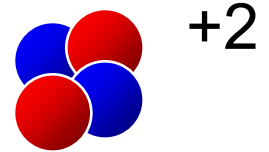
- What do you do?

Motivation

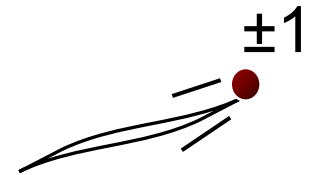
- Introduce ionizing radiation basics
- Establish common notation and terminology
- Understand types of radiation
- Intuitively understand range of radiation
- Derive and use nuclear reaction equations, half lives of common isotopes

Types of Ionizing Radiation

- Alpha (α) – Helium nucleus
 - Heavy, charged



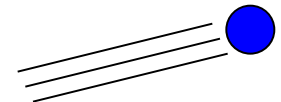
- Beta (β) – A free electron or positron
 - Light, charged



- Gamma (γ) – A nuclear photon (light)
 - No mass, no charge



- Neutron (n) – A free neutron
 - Heavy, no charge



Ranges of Ionizing Radiation

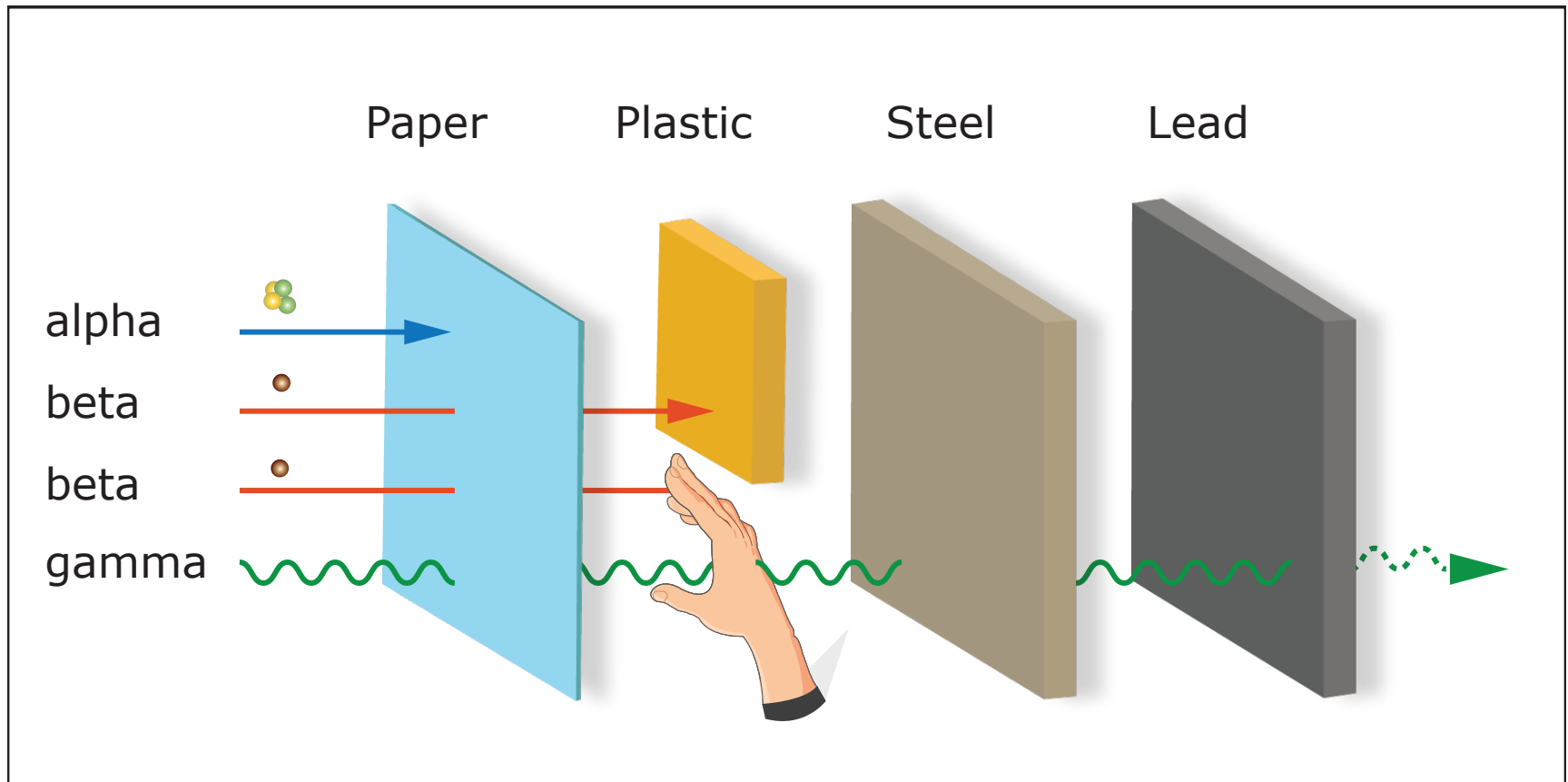
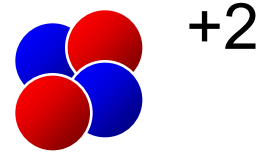


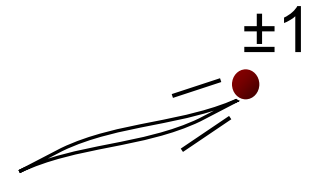
Image by MIT OpenCourseWare.

Relative Energy Deposition

Which do you think deposits the most energy?



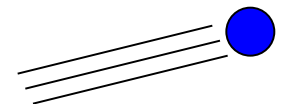
Where? (Over what range?)



Which type(s) is/are safer outside the body?



Which type(s) is/are safer inside the body?



Old 22.01 Final Exam Question

- You have four highly radioactive cookies:




α



β



γ



n

- You must:

Put one in your pocket

Eat one

Hold one in your hand

Give one to a “friend”

- What do you do?

Ions, Isotopes

- Atoms are determined by the number of *protons*
 - Example: Helium ALWAYS has two protons

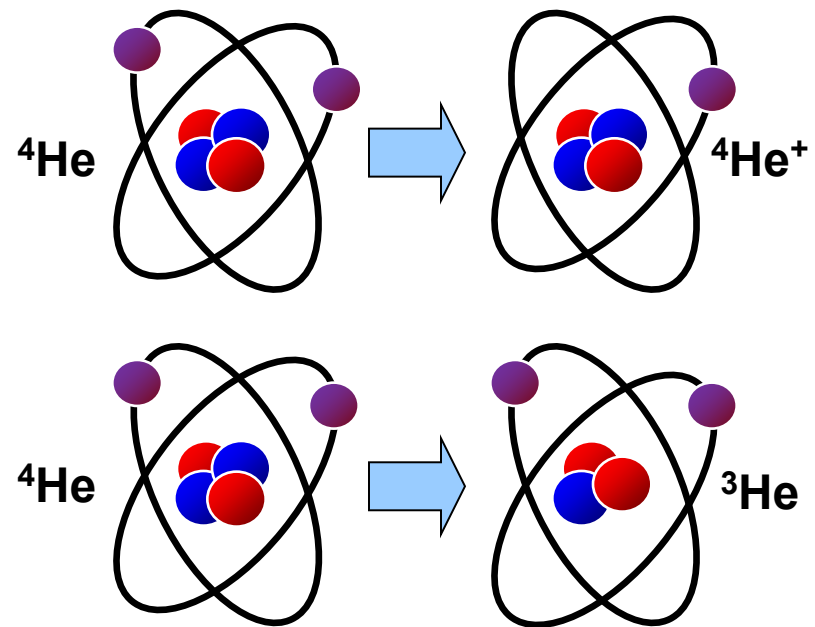
- Two special types:

- **Ion**

- Same # protons & neutrons
 - Different # electrons (charge)

- **Isotope**

- Same # protons
 - Different # neutrons (mass)

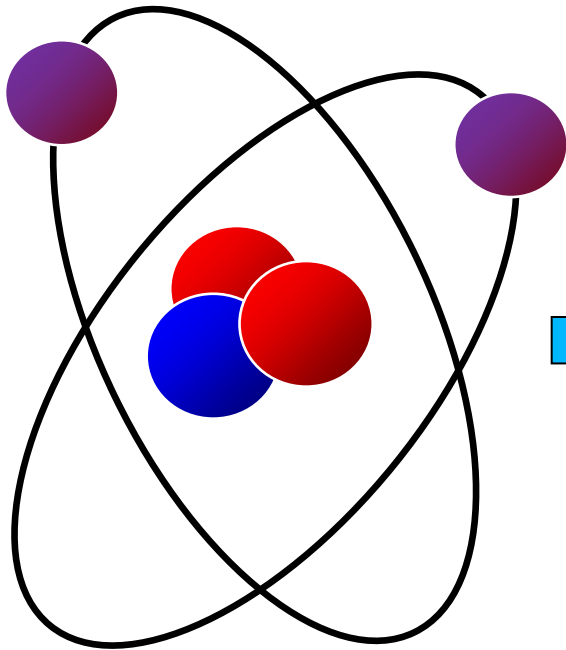


Notation

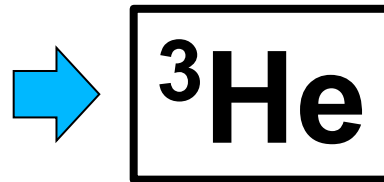
Ion – An atom with a charge (different # of protons & electrons)

Isotope – An atom with a different number of neutrons (mass)

Isotopic Notation



Image



Notation



Template

Notation

Atomic Number (Z) – The number of protons in an atom

Mass Number (A) – The total number of nucleons in an atom

Notation Examples

$${}_{92}^{235}\text{U}^0 = {}^{235}\text{U}$$

$${}_{92}^{235}\text{U}^{+4} = {}^{235}\text{U}^{+4}$$

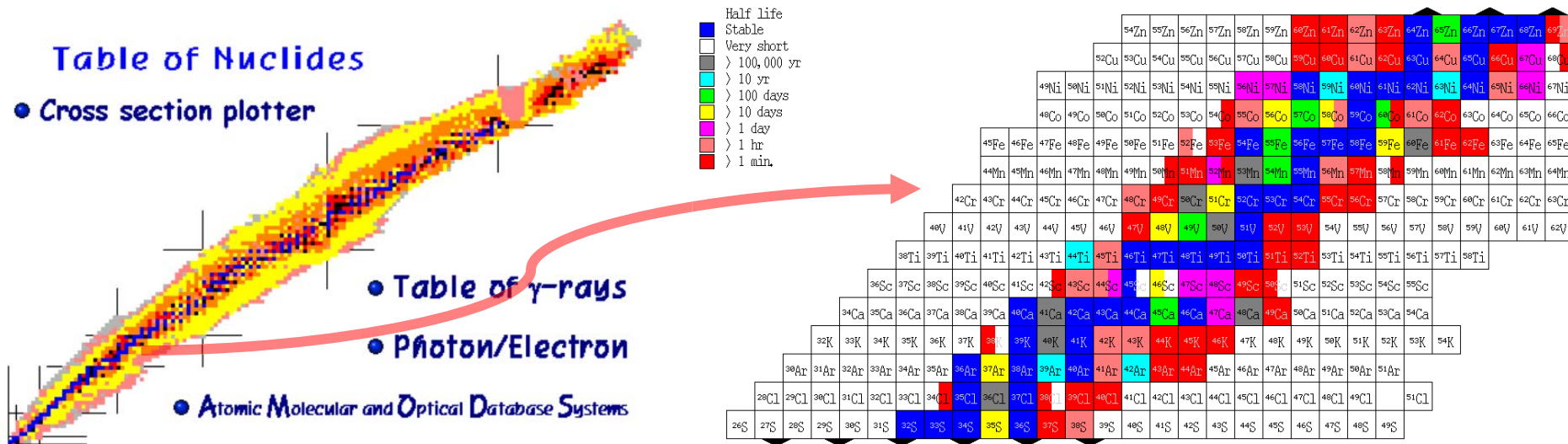
$${}_{27}^{60}\text{Co}^0 = {}^{60}\text{Co}$$

$${}_{55}^{137}\text{Cs}^{+1} = {}^{137}\text{Cs}^{+1}$$

$${}_{2}^{4}\text{He}^{+2} = {}^{4}\text{He}^{+2} = \alpha$$

Stable Isotopes

- Stable isotopes do not undergo *spontaneous* radioactive decay
- Which are stable? Consult the Table of Nuclides



Courtesy of Korea Atomic Energy Research Institute. Used with permission.

Notation

Stable Isotope – An isotope which does not undergo spontaneous, natural radioactive decay

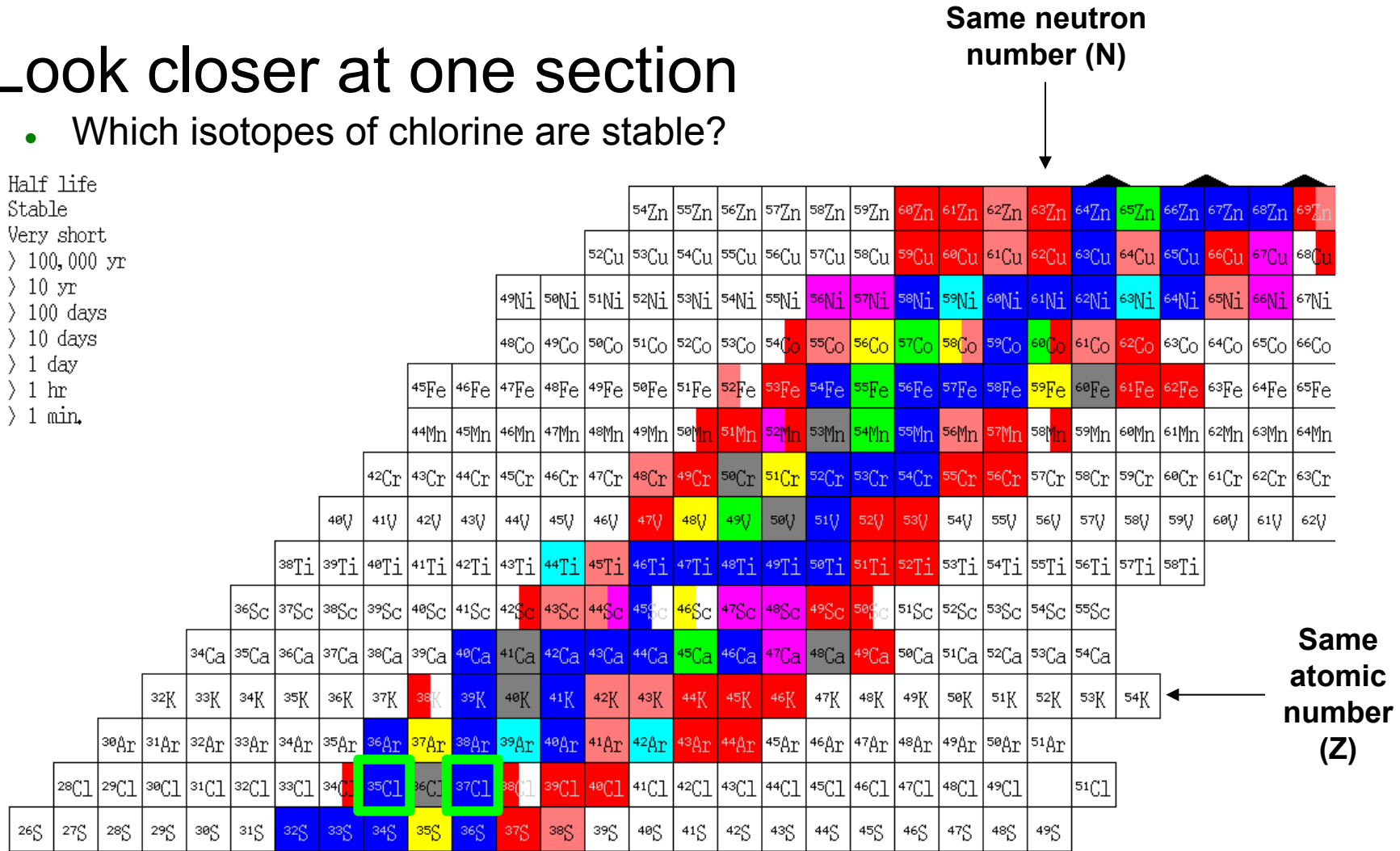
Stable Isotopes, Atomic Weight

<http://atom.kaeri.re.kr/>

- Look closer at one section
 - Which isotopes of chlorine are stable?

Half life

Blue	Stable
White	Very short
Grey	> 100,000 yr
Cyan	> 10 yr
Green	> 100 days
Yellow	> 10 days
Magenta	> 1 day
Red	> 1 hr
Dark Red	> 1 min.



Courtesy of Korea Atomic Energy Research Institute. Used with permission.

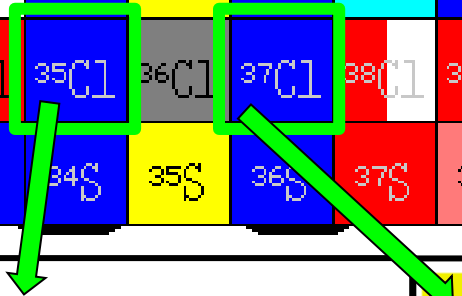
Stable Isotopes, Atomic Weight

<http://atom.kaeri.re.kr/>

• Look closer at one section

- Which isotopes of chlorine are stable? In which percentages?

^{32}Ar	^{33}Ar	^{34}Ar	^{35}Ar	^{36}Ar	^{37}Ar	^{38}Ar	^{39}Ar	^{40}Ar	^{41}Ar	^{42}Ar	^{43}Ar	^{44}Ar	^{45}Ar	^{46}Ar
^{31}Cl	^{32}Cl	^{33}Cl	^{34}Cl	^{35}Cl	^{36}Cl	^{37}Cl	^{38}Cl	^{39}Cl	^{40}Cl	^{41}Cl	^{42}Cl	^{43}Cl	^{44}Cl	^{45}Cl
^{30}S	^{31}S	^{32}S	^{33}S	^{34}S	^{35}S	^{36}S	^{37}S	^{38}S	^{39}S	^{40}S	^{41}S	^{42}S	^{43}S	^{44}S



17-Cl-35

[basic](#)
[n-XS](#)
[summary](#)
[XS graphs](#)

- Atomic Mass: 34.9688527 +- 0.0000000 amu
- Excess Mass: -29013.512 +- 0.039 keV
- Binding Energy: 298209.803 +- 0.058 keV
- Beta Decay Energy: B- -5965.305 +- 0.769 keV

"The 1995 update to the atomic mass evaluation" by G.Audi and A.H.Wapstra, Nuclear Phys

- Atomic Percent Abundance: 75.77%

17-Cl-37

[basic](#)
[n-XS](#)
[summary](#)
[XS graphs](#)

- Atomic Mass: 36.9659026 +- 0.0000001 amu
- Excess Mass: -31761.519 +- 0.048 keV
- Binding Energy: 317100.455 +- 0.067 keV
- Beta Decay Energy: B- -813.485 +- 0.303 keV

"The 1995 update to the atomic mass evaluation" by G.Audi and A.H.Wapstra, Nuclear Phys

- Atomic Percent Abundance: 24.23%

Stable Isotopes, Atomic Weight

<http://atom.kaeri.re.kr/>

• Look closer at one section

- Which isotopes of chlorine are stable? In which percentages?

17-Cl-35	17-Cl-37
basic n-XS summary XS graphs	basic n-XS summary XS graphs
<ul style="list-style-type: none">• Atomic Mass: 34.9688527 +- 0.0000000 amu• Excess Mass: -29013.512 +- 0.039 keV• Binding Energy: 298209.803 +- 0.058 keV• Beta Decay Energy: B- -5965.305 +- 0.769 keV	<ul style="list-style-type: none">• Atomic Mass: 36.9659026 +- 0.0000001 amu• Excess Mass: -31761.519 +- 0.048 keV• Binding Energy: 317100.455 +- 0.067 keV• Beta Decay Energy: B- -813.485 +- 0.303 keV
<small>"The 1995 update to the atomic mass evaluation" by G.Audi and A.H.Wapstra, Nuclear Phys</small>	<small>"The 1995 update to the atomic mass evaluation" by G.Audi and A.H.Wapstra, Nuclear Phys</small>
<ul style="list-style-type: none">• Atomic Percent Abundance: 75.77%	<ul style="list-style-type: none">• Atomic Percent Abundance: 24.23%
element	element

Courtesy of Korea Atomic Energy Research Institute. Used with permission.

$$Mass_{Cl} = (0.7577 * 34.98) + (0.2423 * 36.97) = 35.46 \text{ amu}$$

Literature value: $35.453 \pm 0.002 \text{ amu}$

Notation

Atomic Weight – The average stable element isotopic weight

Atomic Mass Unit (amu) – Exactly $1/_{12}$ the weight of ^{12}C

More Features of the Nuclide Table

<http://atom.kaeri.re.kr/>

17-Cl-35

[basic](#)

[n-XS](#)

[summary](#)

[XS graphs](#)

[element](#)

- Atomic Mass: 34.9688527 ± 0.0000000 amu
- Excess Mass: -29013.512 ± 0.039 keV
- Binding Energy: 298209.803 ± 0.058 keV
- Beta Decay Energy: B- -5965.305 ± 0.769 keV

"The 1995 update to the atomic mass evaluation" by G.Audi and A.H.Wapstra, Nuclear Phys

- Atomic Percent Abundance: 75.77%
- Spin: $3/2^+$
- Stable Isotope

- Possible parent nuclides:
 - Beta from [S-35](#)
 - Electron capture from [Ar-35](#)
 - EC + P from [Ar-35](#)

• Excess mass

- Yields energetics and nuclear reaction information

• Stability

- Yields half life and specific activity information

• Parent nuclides

- Yields nuclear reaction mechanism information

Courtesy of Korea Atomic Energy Research Institute. Used with permission.

Notation

Excess Mass (Δ) – The mass of a nucleus not accounted for by the weight of its protons and neutrons alone

More Features of the Nuclide Table

<http://atom.kaeri.re.kr/>

16-S-35

[basic](#)

[XS graphs](#)

[element](#)

- Atomic Mass: 34.9690321 +/- 0.0000001 amu
- Excess Mass: -28846.371 +/- 0.092 keV
- Binding Energy: 298825.015 +/- 0.103 keV
- Beta Decay Energy: B- 167.141 +/- 0.084 keV

"The 1995 update to the atomic mass evaluation" by G.Audi and A.H.Wapstra, Nuclear Ph

- Spin: 3/2+
- Half life: 87.51 d
- Mode of decay: [Beta](#) to [Cl-35](#)
 - Decay energy: 0.167 MeV

- Possible parent nuclides:
Beta from [P-35](#)

• Excess mass

- Yields energetics and nuclear reaction information

• Stability

- Yields half life and specific activity information

• Mode of decay

- Yields nuclear reaction mechanism information

Courtesy of Korea Atomic Energy Research Institute. Used with permission.

Notation

Half Life – The time it takes 50% of an isotope to decay

Decay Energy – The total energy involved in this radioactive decay

Next Three Topics

- Writing nuclear reactions
- Quantifying energetics of reactions
- Predicting radiation type and energy

Nuclear Reactions

- Radioactive Decay – Natural process

*Today's
focus*

- Fission – Splitting atoms

- Thermal energy is collected from kinetic energy (recoil energy) of fission products

- Fusion – Combining atoms

- Thermal energy is collected from multiple sources

Notation

Decay – The natural process of unstable isotope change

Fission – The process of splitting an isotope into *fission fragments*

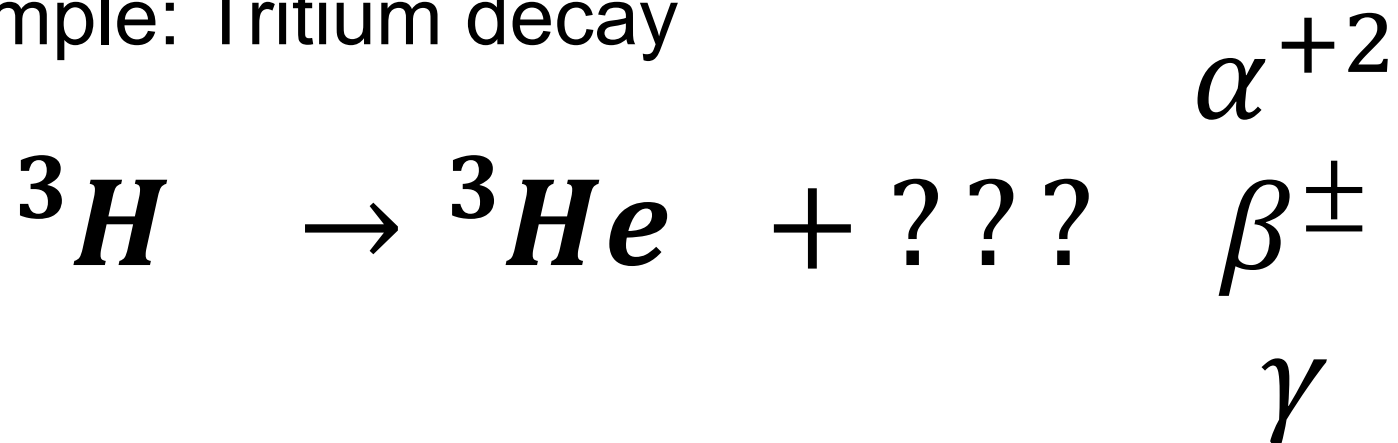
Fusion – The process of combining two isotopes into a new one

Nuclear Reaction Principles

- CONSERVE (almost) EVERYTHING

- Mass (number of nucleons)
- Charge
- Energy
- NOT necessarily protons and neutrons

- Example: Tritium decay

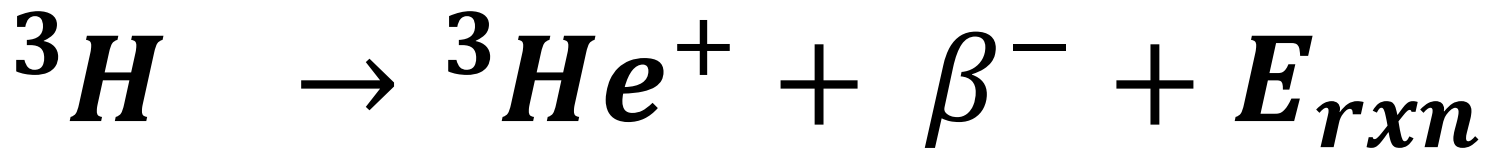


Nuclear Reaction Principles (β)

- CONSERVE (almost) EVERYTHING

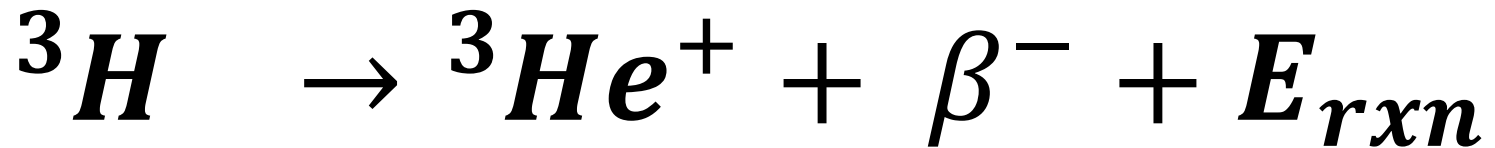
- Mass (number of nucleons)
- Charge
- Energy
- NOT necessarily protons and neutrons

- Example: Tritium decay



- What is E_{rxn} ? What else is missing?

Nuclear Reaction Energetics (β)



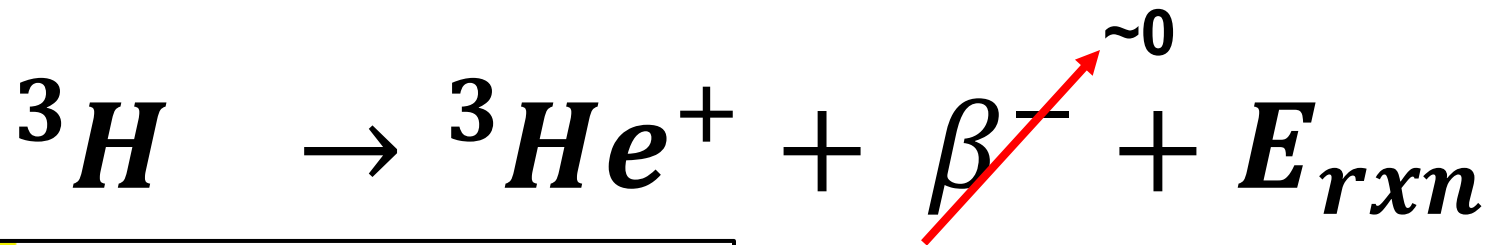
- Total E_{rxn} : Look at differences in *excess mass*

$$Q(\text{MeV}) = \Delta_P - \Delta_D$$

- The **Q** value gives this amount
 - Parents (*P*) are all species on the left side
 - Daughters (*D*) are all on the right side

Nuclear Reaction Energetics (β)

<http://atom.kaeri.re.kr/>



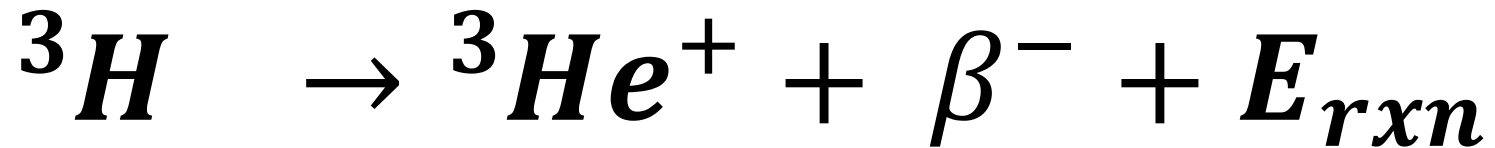
<p>1-H-3</p> <p>basic</p> <p>XS graphs</p> <hr/> <p>element</p>	<p>Tritium is used for life science and drug metabolism studies, wrist watches...and to produce luminous paint.</p> <hr/> <ul style="list-style-type: none"> • Atomic Mass: 3.0160493 +- 0.0000000 amu • Excess Mass: 14949.794 +- 0.001 keV • Binding Energy: 8481.821 +- 0.004 keV • Beta Decay Energy: B- 18.591 +- 0.001 keV <p><small>"The 1995 update to the atomic mass evaluation" by G.Audi and A.H.Wapstra, Nuclear</small></p> <hr/> <ul style="list-style-type: none"> • Spin: 1/2+ • Half life: 12.33 years • Mode of decay: Beta to He-3 <ul style="list-style-type: none"> ◦ Decay energy: 0.019 MeV
--	---

<p>2-He-3</p> <p>basic</p> <p>n-XS</p> <p>summary</p> <p>XS graphs</p> <hr/> <p>element</p>	<ul style="list-style-type: none"> • Atomic Mass: 3.0160293 +- 0.0000000 amu • Excess Mass: 14931.204 +- 0.001 keV • Binding Energy: 7718.058 +- 0.002 keV <p><small>"The 1995 update to the atomic mass evaluation" by G.Audi and A.H.Wapstra, Nuclear</small></p> <hr/> <ul style="list-style-type: none"> • Atomic Percent Abundance: 0.000137%(3) • Spin: 1/2+ • Stable Isotope
--	--

Courtesy of Korea Atomic Energy Research Institute. Used with permission.

$$Q(\text{MeV}) = \Delta_P - \Delta_D = 14.950 - 14.931 = 0.019 \text{ MeV}$$

Nuclear Reaction Energetics (β)

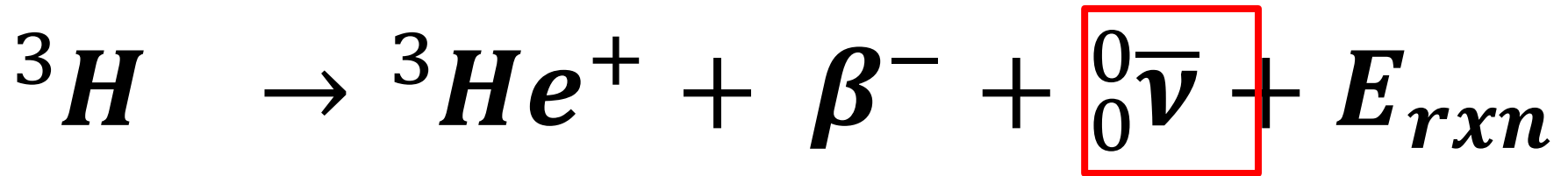


- Total E_{rxn} : Look at differences in *excess mass*

$$Q(\text{MeV}) = \Delta_P - \Delta_D = 14.950 - 14.931 = 0.019 \text{ MeV}$$

- Not all energy goes to the beta particle
 - Average beta energy: 5.7 keV
 - Some, not all, goes to the daughter nuclide's recoil
- Where does the rest go?

Nuclear Reaction Energetics (β)

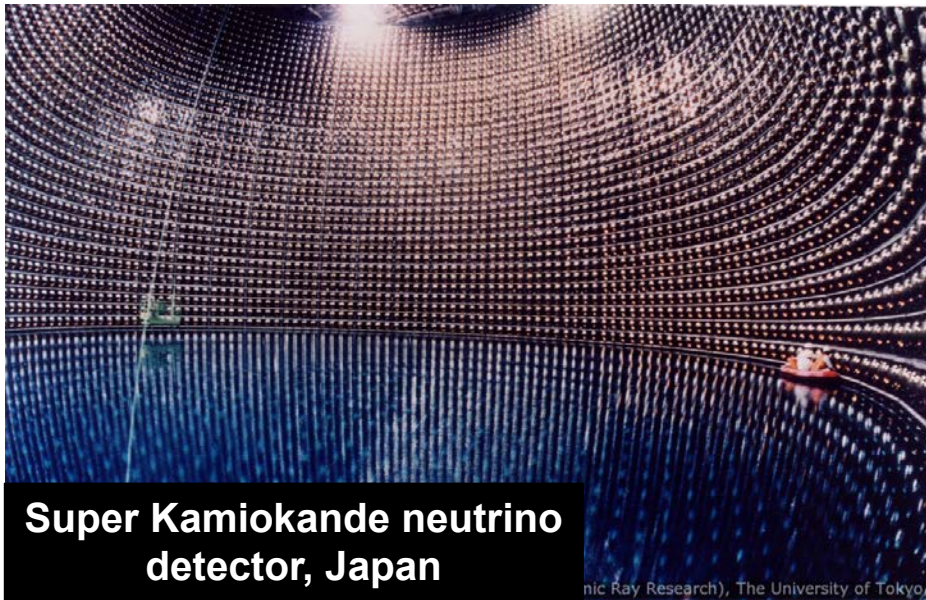


- An *antineutrino* carries away the excess energy
- Chargeless, essentially massless particles
- *Extremely hard to detect!*
- *How did we know of their existence? Missing energy in the reaction balance!*

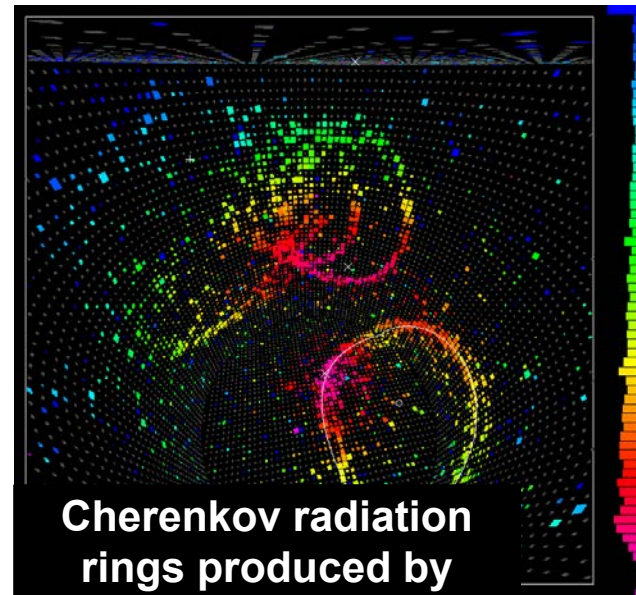
Other Types of Radiation

http://www-sk.icrr.u-tokyo.ac.jp/sk/gallery/wme/sk_01h-wm.jpg
<http://www.ps.uci.edu/~tomba/sk/tscan/pictures.html>

- Neutrino (ν)
 - Chargeless, nearly massless particle
- Anti-neutrino ($\bar{\nu}$)
 - Antiparticle equivalent of the neutrino



Courtesy of Kamioka Observatory, ICRR (Institute for Cosmic Ray Research), The University of Tokyo. Used with permission.



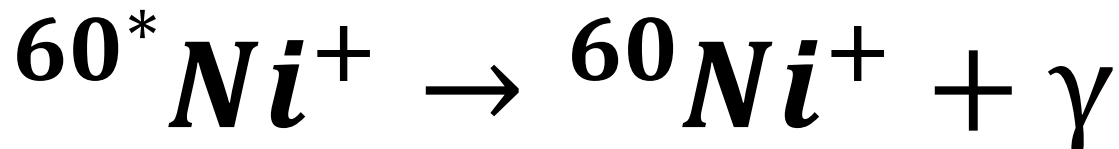
© Tomasz Barszczak. All rights reserved. This content is excluded from our Creative Commons license. For more information, see <http://ocw.mit.edu/help/faq-fair-use/>.

Nuclear Reaction Principles (γ)

- Sometimes beta decay leaves the nucleus in an *excited state*
- This energy can be lost through *gamma emission*, bringing the nucleus to the *ground state*

- Example: Cobalt-60

Denotes excited state



Nuclear Reaction Principles (γ)

<http://atom.kaeri.re.kr/>

- How to determine gamma energy levels?
- Use *energy level diagrams*

27-Co-60

[basic](#)
[XS graphs](#)

[element](#)

- Atomic Mass: 59.9338222 +- 0.00000001
- Excess Mass: -61644.218 +- 0.00000001 MeV
- Binding Energy: 524800.045 +- 0.00000001 MeV
- Beta Decay Energy: B- 2823.8 MeV

*The 1995 update to the atomic mass evaluation" by G.Audi

- Spin: 5+
- Half life: 1925.1 d
- Mode of decay: [Beta](#) to [Ni-60](#)
 - Decay energy: 2.824 MeV

Meta state at 0.059 Mev

- Spin: 2+
- Half life: 10.467 min
- Mode of decay: [IT](#)
 - Branch ratio: 99.76 %
 - Decay energy: 0.059 Mev
- Mode of decay: [Beta](#) to [Ni-60](#)
 - Branch ratio: 0.24 %
 - Decay energy: 2.883 Mev

60CO B- DECAY (5.2714 Y)

Parent state: G.S.
Half life: 5.2714 Y(5)
Q(gs): 2823.64(11) keV
Branch ratio: 1.0

Beta ray:

Max.E (keV)	Avg.E (keV)	Intensity(rel)	Spin
1492 (20)	625.87 (5)	0.057 (20)	5+
670 (20)	274.93 (5)	0.022 (LT)	2+
317.88 (10)	95.77 (4)	99.925 (20)	4+

Gamma ray:

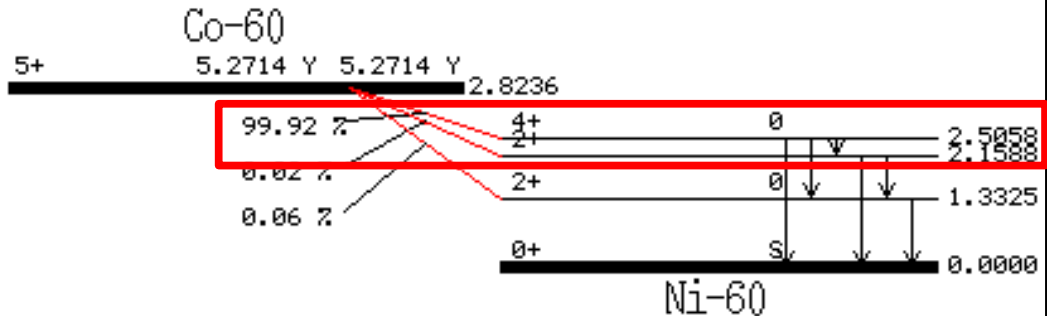
Energy (keV)	Intensity(rel)
346.93 (7)	0.0076 (5)
826.28 (9)	0.0076 (8)
1173.237 (4)	99.9736 (7)
1332.501 (5)	99.9856 (4)
2158.77 (9)	0.00111 (18)
2505	2.0E-6 (4)

Nuclear Reaction Principles (γ)

<http://atom.kaeri.re.kr/>

60CO B- DECAY (5.2714 Y)

Parent state: G.S.
 Half life: 5.2714 Y(5)
 Q(gs): 2823.64(11) keV
 Branch ratio: 1.0



Beta ray:

Max.E (keV)	Avg.E (keV)	Intensity(rel)	Spin
1492(20)	625.87(5)	0.057(20)	5+
670(20)	274.93(5)	0.022(IT)	2+
317.88(10)	95.77(4)	99.925(20)	4+

Gamma ray:


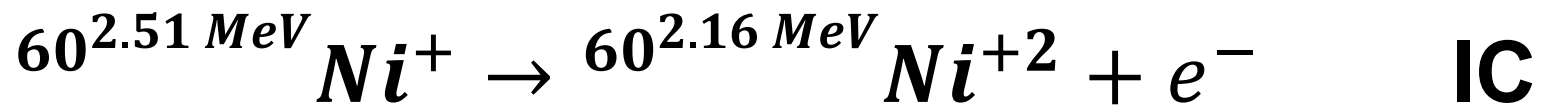
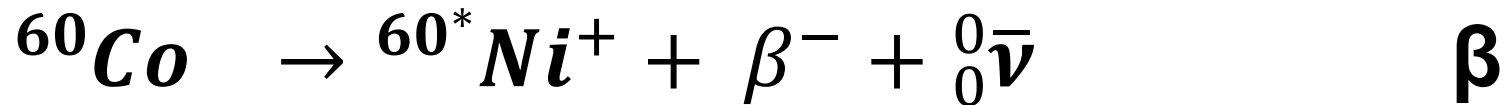
Energy(keV)	Intensity(rel)
346.93(7)	0.0076(5)
826.28(9)	0.0076(8)
1173.237(4)	99.9736(7)
1332.501(5)	99.9856(4)
2158.77(9)	0.00111(18)
2505	2.0E-6(4)

How can this be?

Internal conversion – competing process with gamma emission


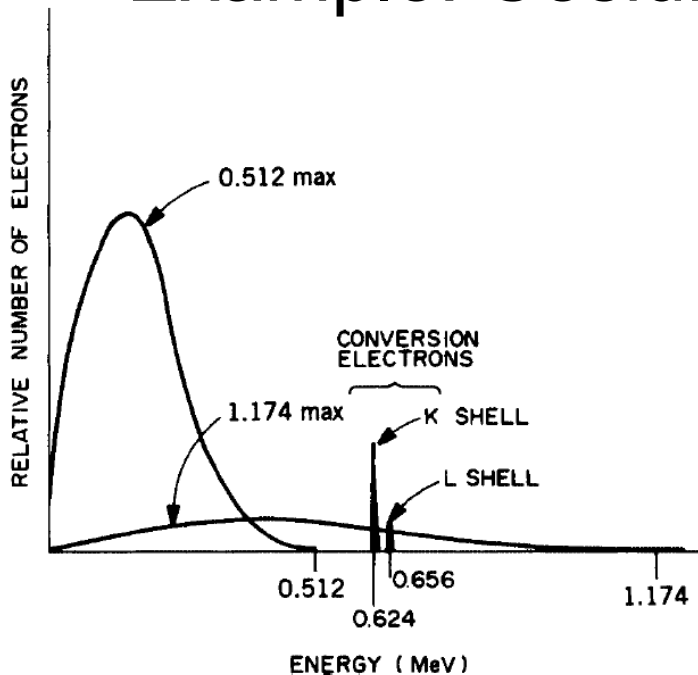
Nuclear Reaction Principles (γ)

- Internal conversion (IC)
 - Excited state kicks out an inner-shell electron
- Example: Cobalt-60 most likely mechanism



Nuclear Reaction Principles (γ)

- Resulting radiation spectrum can be *complex*
- Example: Cesium-137



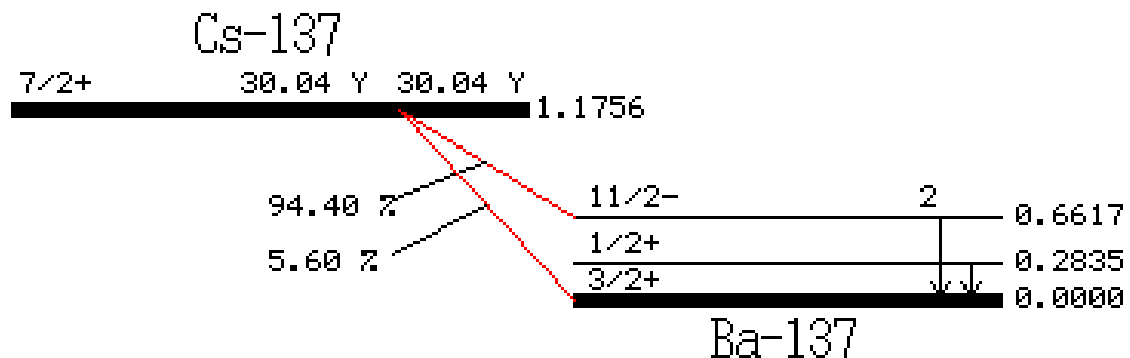
Courtesy of Korea Atomic Energy Research Institute. Used with permission.

Nuclear Reaction Principles (γ)

<http://atom.kaeri.re.kr/>

^{137}Cs B- DECAY

Parent state: G.S.
 Half life: 30.04 Y(3)
 Q(gs): 1175.63(17) keV
 Branch ratio: 1.0



Beta ray:

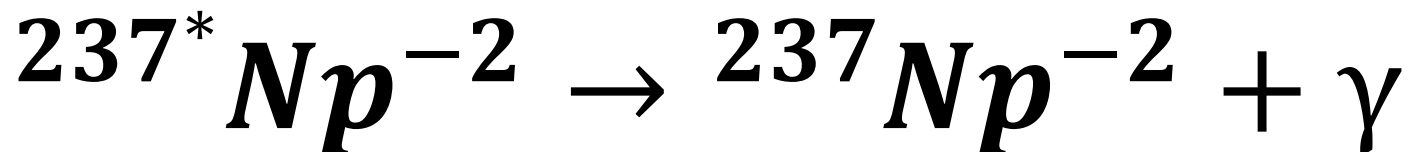
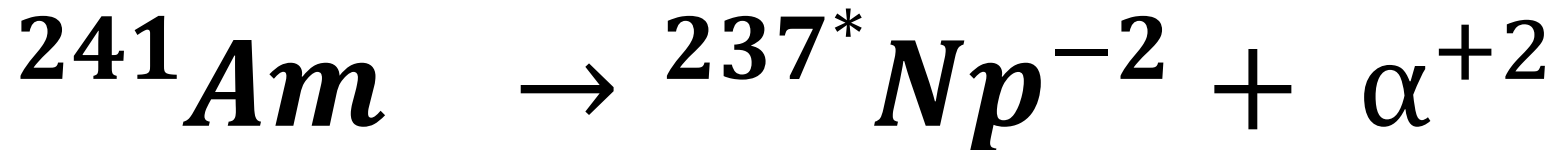
Max.E (keV)	Avg.E (keV)	Intensity(rel)	Spin
1176 (1)	416.264 (72)	5.6 (2)	7/2+
892.1 (-)	300.570 (68)	5.8E-4 (8)	3/2+
514.03 (23)	174.320 (61)	94.4 (2)	1/2+
			11/2-

Gamma ray:

Energy (keV)	Intensity (rel)
283.5 (1)	5.8E-4 (8)
661.657 (3)	85.1 (2)

Nuclear Reaction Principles (α)


- Relatively heavy isotopes can emit a helium nucleus (alpha particle)
- Example: Americium-241



Nuclear Reaction Principles (α)

<http://en.wikipedia.org/wiki/Americium>

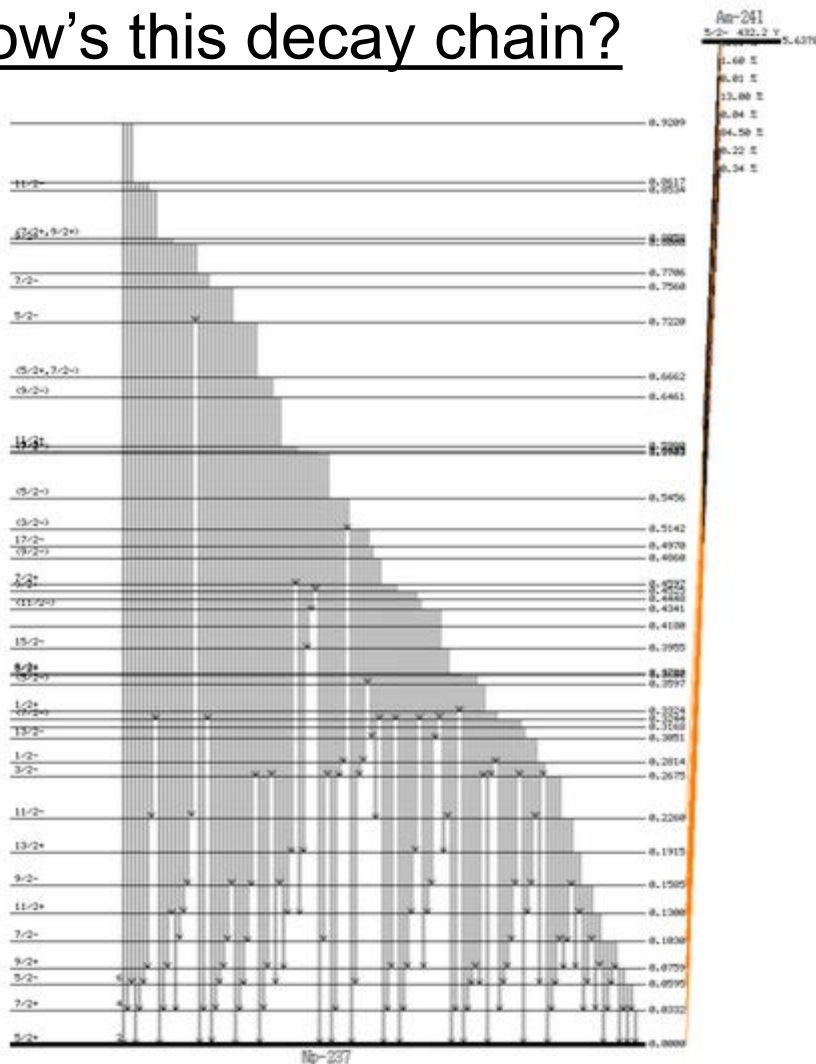
Uses of Americium:



Nuclear Reaction Principles (α)

<http://atom.kaeri.re.kr/>

How's this decay chain?



Alpha ray:

Energy (keV)	Intensity (rel)	Hindrance
5544.5 (16)	0.34 (5)	6.9E2 (11)
5511.47 (13)	0.22 (3)	6.9E2 (10)
5485.56 (12)	84.5 (10)	1.27 (2)
5469.45 (14)	0.04 (LT)	2160 (GT)
5442.80 (13)	13.0 (6)	4.7 (3)
5416.27 (14)	0.01 (AP)	4200 (AP)
5388.23 (13)	1.6 (2)	18 (3)
5321.90 (13)	0.015 (5)	750 (AP)
5281.01 (14)	0.0005	12700
5244.12 (13)	0.0024	1560
5232.5 (3)	-	-
5225.08 (13)	0.0013	2190
5217.27 (13)	-	-
5190.4 (2)	0.0006	2860
5181.64 (13)	0.0009	1680
5179.34 (13)	0.0003	4860
5155.16 (13)	0.0007	1460
5133 (4)	-	-
5117.20 (20)	0.0004	1450
5106.71 (16)	-	-
5099.09 (13)	0.0004 (AP)	1110 (AP)
5092.05 (13)	0.0004 (AP)	1000 (AP)
5066.22 (17)	0.00014	1930
5055.34 (14)	-	-
5007.58 (20)	0.0001	1100
4963.63 (20)	-	-
4961.6 (11)	-	-
4956.0 (3)	-	-
4888.9 (2)	-	-
4834.15 (13)	0.0007	10
4800.62 (16)	8.6E-5	47
4757.39 (16)	0.00004 (3)	50 (AP)

Courtesy of Korea Atomic Energy Research Institute. Used with permission.

Half Life

- Time it takes for half of an isotope to decay
- The *decay constant* relates this to an exponential form of the same rule

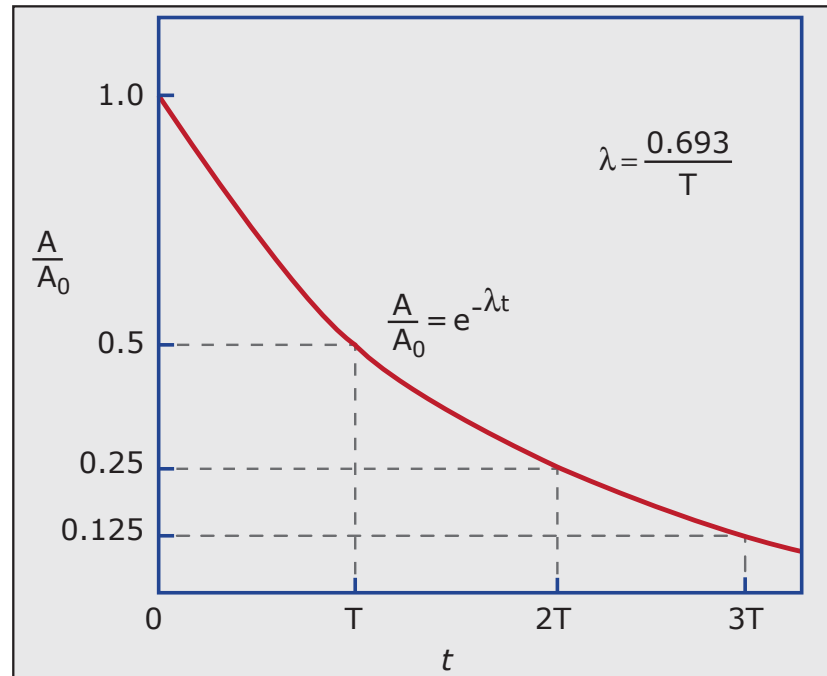


Image by MIT OpenCourseWare.

Half Life

- Define an *activity* in terms of decays per second

$$A = -\frac{dN}{dt} = \lambda N \quad A = A_0 @ t = 0$$

- Solve the ordinary differential equation:

$$\frac{dN}{N} = -\lambda * dt \Rightarrow \ln N = -\lambda t + c \xrightarrow{t=0} \ln N_0 = c$$

$$\ln N = -\lambda t + \ln N_0 \Rightarrow \ln \left(\frac{N}{N_0} \right) = -\lambda t \Rightarrow N = N_0 e^{-\lambda t}$$

- λ describes how quickly the number of atoms N changes by a factor of e

Half Life

$$A = -\frac{dN}{dt} = \lambda N \qquad A = A_0 @ t = 0$$
$$N = N_0 e^{-\lambda t} \qquad \frac{A}{\cancel{\lambda}} = \frac{A_0}{\cancel{\lambda}} e^{-\lambda t}$$

Find the half life (T):

$$\frac{N}{N_0} = \frac{1}{2} = e^{-\lambda T} \Rightarrow \ln 0.5 = -\lambda T \Rightarrow T = \frac{0.693}{\lambda}$$

Activity – A measure of the number of radioactive decays per second
Decay Constant – The constant for an activity to decrease by a factor of e
Half Life – The time it takes a sample's activity to decrease by a factor of 2

Notation

Measuring Activity

- Activity is measured in Becquerels (Bq)

$$1 \text{ Bq} = 1 \text{ Disintegration per second}$$

- A more convenient unit is the Curie (Ci)

$$1 \text{ Ci} = 3.7 \times 10^{10} \text{ Bq}$$

- You will often see reduced units (mCi, μ Ci) on real devices and sources
 - One Curie is *a lot* of radiation!!!

Notation

Becquerel (Bq) – The fundamental unit of radioactivity, equal to one disintegration per second

Curie (Ci) – A more convenient activity unit, $1 \text{ Ci} = 3.7 \times 10^{10} \text{ Bq}$

Activity on Sources and Devices

en.wikipedia.org/wiki/Americium

www.prc68.com/I/Rad_Det.shtml



© MD111 on Flickr. License CC BY-SA. This content is excluded from our Creative Commons license. For more information, see <http://ocw.mit.edu/help/faq-fair-use/>.

Label photo courtesy of Brooke Clarke. Used with permission.

Thinking Ahead for the Lab

- How do you measure the activity of a source?
- How do you account for older sources?
- What else will make measuring the activity of a source difficult?
 - In other words, what are possible sources of error and/or confusion?

Questions?

MIT OpenCourseWare
<http://ocw.mit.edu>

22.S902 Do-It-Yourself (DIY) Geiger Counters
January IAP 2015

For information about citing these materials or our Terms of Use, visit: <http://ocw.mit.edu/terms>.