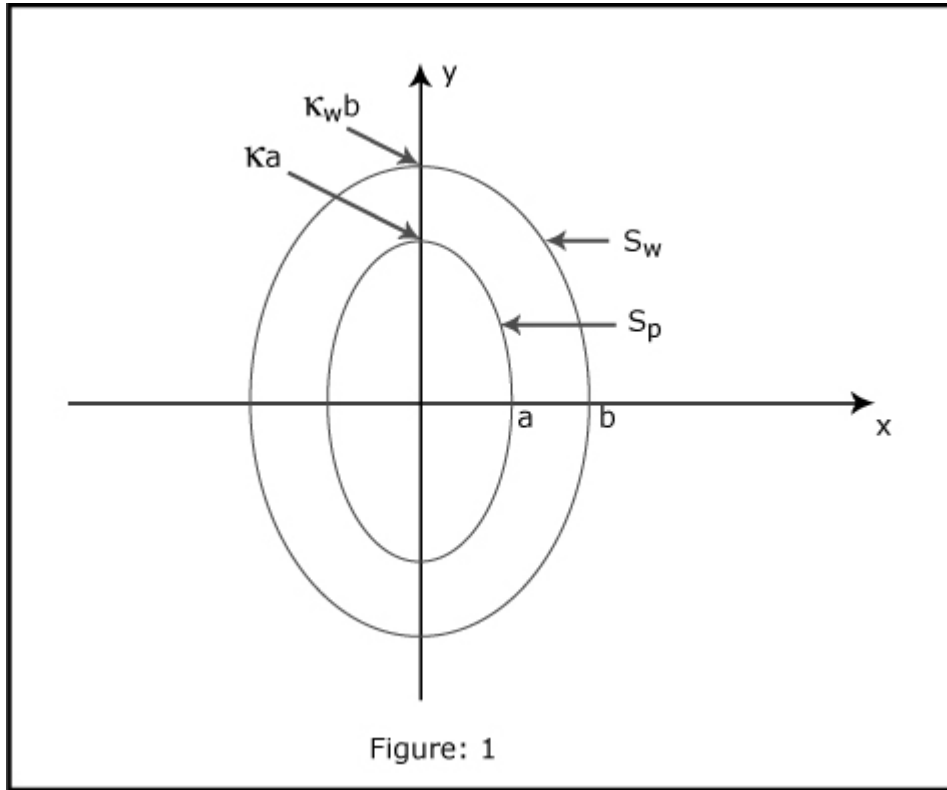


22.615, MDH Theory of Fusion Systems
 Prof.
Final Exam Solution



1a. $\frac{\partial^2 \psi}{\partial x^2} + \frac{\partial^2 \psi}{\partial y^2} = +\mu_0 R_0 J_0$

$\psi(S) = 0 \quad S: \frac{x^2}{a^2} + \frac{y^2}{\kappa^2 a^2} = 1$

Solution: $\psi = A \left(\frac{x^2}{a^2} + \frac{y^2}{\kappa^2 a^2} - 1 \right)$

$\nabla^2 \psi = 2A \left(\frac{1}{a^2} + \frac{1}{\kappa^2 a^2} \right) = \frac{2A}{a^2} \left(\frac{1 + \kappa^2}{\kappa^2} \right) = \mu_0 R_0 J_0$

$A = \frac{\mu_0 R_0 J_0 a^2}{2} \frac{\kappa^2}{1 + \kappa^2}$

$\psi = \frac{\mu_0 R_0 a^2 J_0}{2} \frac{\kappa^2}{1 + \kappa^2} \left[\frac{x^2}{a^2} + \frac{y^2}{\kappa^2 a^2} - 1 \right]$

$$\psi = \psi_a \left(\frac{x^2}{a^2} + \frac{y^2}{\kappa^2 a^2} - 1 \right)$$

$$\psi_a = \frac{\mu_0 R_0 a^2 J_0}{2} \frac{\kappa^2}{1 + \kappa^2}, \quad \mu_0 J_0 = \frac{2(1 + \kappa^2)}{\kappa^2} \frac{\psi_a}{R_0 a^2}$$

1b. $\underline{B}_p = \frac{1}{R_0} \nabla \psi \times \underline{e}_z = \frac{1}{R_0} \frac{\partial \psi}{\partial y} \underline{e}_x - \frac{1}{R_0} \frac{\partial \psi}{\partial x} \underline{e}_y$

$$\underline{B}_x = \frac{1}{R_0} \frac{\partial \psi}{\partial y} = \frac{2\psi_a}{R_0 \kappa^2 a^2} y$$

$$\underline{B}_y = -\frac{1}{R_0} \frac{\partial \psi}{\partial x} = -\frac{2\psi_a}{R_0 a^2} x$$

2. $\underline{B}_1 = \nabla \times (\underline{\xi} \times \underline{B}) = \underline{B} \cdot \nabla \underline{\xi} - \underline{\xi} \cdot \nabla \underline{B} - \underline{B} \cdot \underline{\xi} = -\xi_0 \underline{e}_y \cdot \nabla \underline{B}_p = -\xi_0 \frac{\partial \underline{B}_p}{\partial y}$

$$\underline{B}_1 = -\xi_0 \left(\frac{\partial \underline{B}_x}{\partial y} \underline{e}_x + \frac{\partial \underline{B}_y}{\partial y} \underline{e}_y \right) \quad \mu_0 J_z = -\mu_0 J_0$$

$$\delta W_F = \frac{1}{2} \int d\mathbf{r} \left[\frac{\underline{B}_1^2}{\mu_0} - \underline{\xi} \cdot \underline{J} \times \underline{B}_1 + \underbrace{\gamma p (\nabla \cdot \underline{\xi})^2}_{=0} + \underbrace{(\underline{\xi} \cdot \nabla p) \nabla \cdot \underline{\xi}}_{=0} \right]$$

$$\delta W_F = \frac{1}{2} \int d\mathbf{r} \left[\frac{\underline{B}_1^2}{\mu_0} - \underline{\xi} \cdot \underline{J} \times \underline{B}_1 \right]$$

$$\frac{\underline{B}_1^2}{\mu_0} = \frac{\xi_0^2}{\mu_0} \left[\left(\frac{\partial \underline{B}_x}{\partial y} \right)^2 + \left(\frac{\partial \underline{B}_y}{\partial y} \right)^2 \right] = \frac{4\psi_a^2 \xi_0^2}{\mu_0 R_0^2 a^4 \kappa^4}$$

$$-\underline{\xi} \cdot \underline{J} \times \underline{B}_1 = -\xi_0 \underline{e}_y \cdot (J_z \underline{e}_z) \times \left(-\xi_0 \frac{\partial \underline{B}}{\partial y} \times \underline{e}_x - \xi_0 \frac{\partial \underline{B}}{\partial y} \times \underline{e}_y \right)$$

$$= \xi_0^2 J_z \frac{\partial \underline{B}_x}{\partial y} = -\xi_0^2 J_0 \frac{\partial \underline{B}_x}{\partial y}$$

$$= -\frac{\xi_0^2}{\mu_0} \frac{2(1 + \kappa^2)}{\kappa^2} \frac{\psi_a}{R_0 a^2} \cdot \frac{2\psi_a}{R_0 \kappa^2 a^2} = -\frac{4\psi_a^2 \xi_0^2}{\mu_0 R_0^2 a^4 \kappa^4} (1 + \kappa^2)$$

$$= -\xi_0 \frac{C^{1/2}}{\Delta^{1/2}} \frac{2\psi_a}{R_0 \kappa^2 a^2} \cosh u_1 \cos v$$

$$= -\frac{2\psi_a \xi_0}{R_0 \kappa^2 a^2} \frac{1}{(C\Delta)^{1/2}} \kappa a \cos v$$

$$\underline{n} \cdot \underline{\tilde{B}} = -\frac{2\psi_a \xi_0}{R_0 \kappa a} \frac{1}{(C\Delta)^{1/2}} \cos v$$

$$\underline{n} \cdot \nabla \tilde{A} \times \underline{e}_z = -\underline{n} \cdot \underline{e}_z \times \nabla \tilde{A} = -\underline{n} \times \underline{e}_z \cdot \nabla \tilde{A} = \underline{t} \cdot \nabla \tilde{A} = \frac{1}{(C\Delta)^{1/2}} \frac{\partial \tilde{A}}{\partial v}$$

$$\left. \frac{\partial \tilde{A}}{\partial v} \right|_{u_1} = -\frac{2\psi_0 \xi_0}{R_0 \kappa a} \cos v$$

$$\tilde{A}(u_1, v) = -\frac{2\psi_0 \xi_0}{R_0 a \kappa} \sin v$$

Vacuum Vector Potential

$$\frac{\partial^2 \tilde{A}}{\partial u^2} + \frac{\partial^2 \tilde{A}}{\partial v^2} = 0$$

$$\tilde{A}(u_2, v) = 0 \quad \tilde{A}(u_1, v) = -\frac{2\psi_0 \xi_0}{R_0 a \kappa} \sin v$$

$$\tilde{A} = K \sinh(u - u_2) \sin v = -\frac{2\psi_0 \xi_0}{R_0 a \kappa} \frac{\sinh(u - u_2)}{\sinh(u_1 - u_2)} \sin v$$

$$\frac{\partial \tilde{A}}{\partial u} = -\frac{2\psi_0 \xi}{R_0 a \kappa} \frac{\cosh(u - u_2)}{\sinh(u_1 - u_2)} \sin v$$

Vacuum Energy

$$\delta W_v = \frac{1}{2\mu_0} \int \tilde{B}_1^2 d\underline{r} = \frac{1}{2\mu_0} \int (\nabla \tilde{A})^2 d\underline{r} = \frac{1}{2\mu_0} \int \left[\nabla \cdot (\tilde{A} \nabla \tilde{A}) - \tilde{A} \nabla^2 \tilde{A} \right] d\underline{r} = 0$$

$$= -\frac{1}{2\mu_0} \int \underline{n} \cdot \nabla \tilde{A} \tilde{A} dS_p$$

$$\delta W_v = -\frac{1}{2\mu_0} \int \tilde{A} \underline{n} \cdot \nabla \tilde{A} dS_p$$

$$\begin{aligned}\tilde{\mathbf{A}}_{\underline{n}} \cdot \nabla \tilde{\mathbf{A}} dS_p &= \frac{1}{(C\Delta)^{1/2}} \frac{\partial \tilde{\mathbf{A}}}{\partial u} \tilde{\mathbf{A}} 2\pi R_0 (C\Delta)^{1/2} dv \\ &= 2\pi R_0 \left[\tilde{\mathbf{A}} \frac{\partial \tilde{\mathbf{A}}}{\partial u} dv \right]\end{aligned}$$

Then

$$\begin{aligned}\delta W_V &= -\frac{1}{2\mu_0} 2\pi R_0 \int_0^{2\pi} \left(\tilde{\mathbf{A}} \frac{\partial \tilde{\mathbf{A}}}{\partial u} \right)_{u_1} dv \\ &= -\frac{\pi R_0}{\mu_0} \frac{4\psi_a^2 \xi_0^2}{R_0^2 a^2 \kappa^2} \int_0^{2\pi} \sin v \frac{\cosh(u_1 - u_2)}{\sinh(u_1 - u_2)} \sin v dv\end{aligned}$$

$$\boxed{\delta W_V = +\frac{4\pi^2 \psi_a^2 \xi_0^2}{\mu_0 R_0 a^2 \kappa^2} \cosh(u_2 - u_1)}$$

Complete δW

$$\delta W = \frac{4\pi^2 \psi_a^2 \xi_0^2}{\mu_0 R_0 a^2 \kappa^2} [-\kappa + \coth(u_2 - u_1)]$$

Marginal Stability

$$\kappa = \coth(u_2 - u_1)$$

$$\cosh u_2 - u_1 = \cosh u_2 \cosh u_1 - \sinh u_2 \sinh u_1$$

$$\sinh u_2 - u_1 = \sinh u_2 \cosh u_1 - \cosh u_2 \sinh u_1$$

$$\coth(u_2 - u_1) = \frac{1 - \tanh u_2 \tanh u_1}{\tanh u_2 - \tanh u_1} = \frac{1 - \frac{1}{\kappa_w} \frac{1}{\kappa}}{\frac{1}{\kappa_w} - \frac{1}{\kappa}}$$

$$= \frac{\kappa_w \kappa - 1}{\kappa - \kappa_w}$$

$$\text{Therefore } \kappa = \frac{\kappa_w \kappa - 1}{\kappa - \kappa_w}$$

$$\kappa^2 - \kappa \kappa_w = \kappa \kappa_w - 1$$

$$\kappa^2 - 2\kappa \kappa_w + 1 = 0$$

$$\kappa_w = \frac{\kappa^2 + 1}{2\kappa}$$

Equate Expression for κ_w

$$\left(\frac{\kappa^2 + 1}{\partial\kappa}\right)^2 = \frac{W^2\kappa^2}{(W^2 - 1)\kappa^2 + 1}$$

$$\left[W^2\kappa^2 - \kappa^2 + 1\right]\left(\frac{\kappa^2 + 1}{\partial\kappa}\right) = W^2\kappa^2$$

$$W^2\left[\kappa^2\left(\frac{\kappa^2 + 1}{\partial\kappa}\right) - \kappa^2\right] = (\kappa^2 - 1)\left(\frac{\kappa^2 + 1}{\partial\kappa}\right)^2$$

$$\frac{W^2}{\cancel{\partial\kappa}}\left[\kappa^4 + 2\kappa^2 + 1 - 4\kappa^2\right] = \frac{(\kappa^2 - 1)(\kappa^2 + 1)}{\cancel{\partial\kappa^2}}$$

$$W^2\left[\kappa^2 - 1\right]^2 = \frac{(\kappa^2 - 1)(\kappa^2 + 1)^2}{\kappa^2}$$

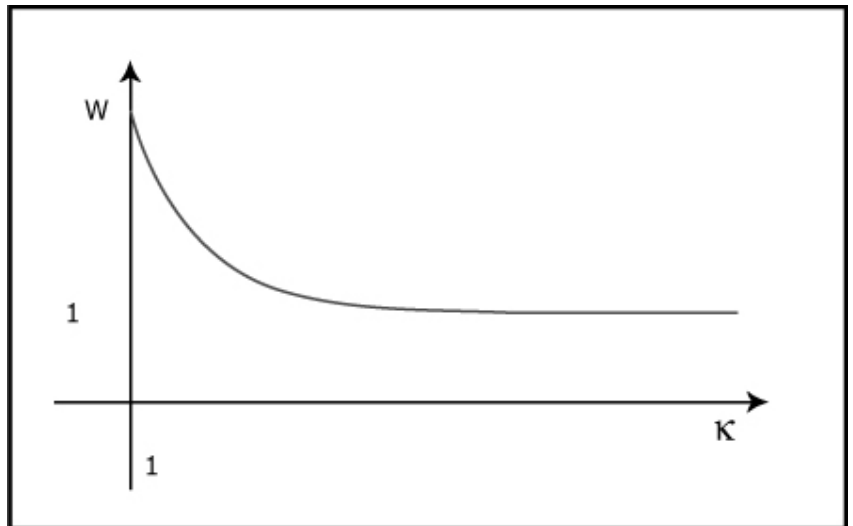
$$W^2 = \frac{(\kappa^2 + 1)^2}{\kappa^2(\kappa^2 - 1)}$$

$$W = \frac{\kappa^2 + 1}{\kappa^2(\kappa^2 - 1)^{1/2}}$$

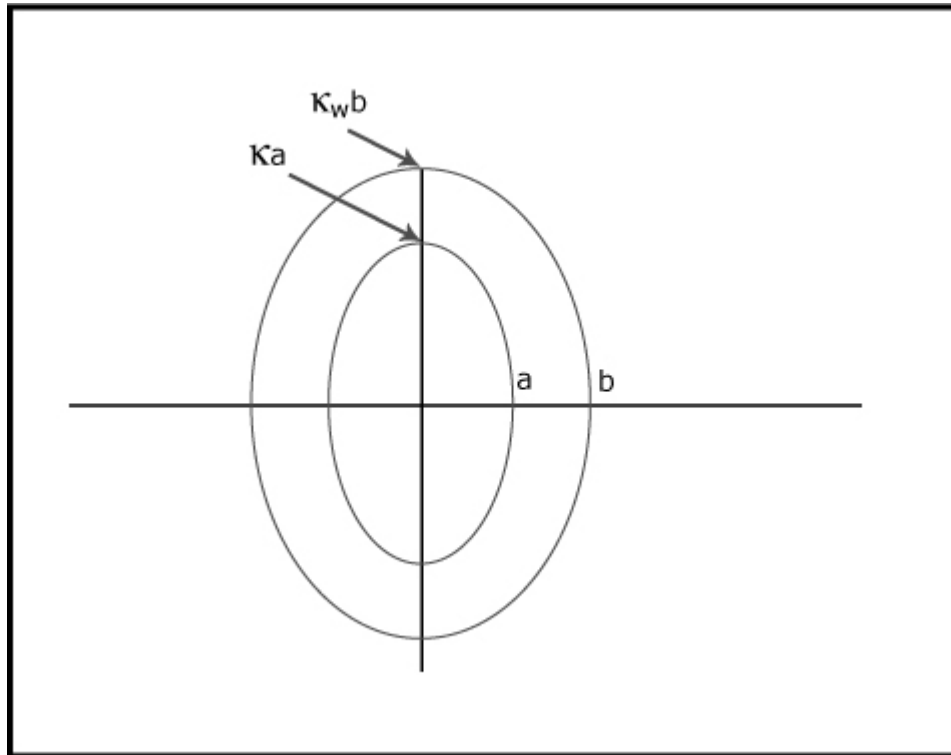
$$\kappa \rightarrow 1 \quad W \rightarrow \infty$$

$$\kappa \rightarrow \infty \quad W \rightarrow 1$$

$$\kappa = 2 \quad W = \frac{5}{2\sqrt{3}} = 1.44$$



Elliptic Coordinator



Basic Parameters

$$a, \kappa, W = \kappa_w b / \kappa a$$

Express C, u_1, u_2, b, κ_w in terms of these parameters

$$x = C \sinh u \cos v$$

$$y = C \cosh u \sin v$$

C and u_1

$$C \sinh u_1 = a$$

$$C \cosh u_1 = \kappa a$$

$$\boxed{\tanh u_1 = \frac{1}{\kappa}}$$

$$\boxed{C^2 = (\kappa^2 - 1) a^2}$$

u_2, b, κ_w

$$C \sinh u_2 = b$$

$$C \cosh u_2 = \kappa_w b$$

$$\frac{b \kappa_w}{a \kappa} = W$$

$$C^2 = (\kappa_w^2 - 1) b^2 = \frac{(\kappa_w^2 - 1) a^2 \kappa^2 W^2}{\kappa_w^2}$$

$$(\kappa^2 - 1) a^2 = (\kappa_w^2 - 1) \frac{a^2 \kappa^2 W^2}{\kappa_w^2}$$

$$\kappa^2 \kappa_w^2 - \kappa_w^2 = W^2 \kappa^2 \kappa_w^2 - \kappa^2 W^2$$

$$\kappa_w^2 [\kappa^2 - 1 - W^2 \kappa^2] = -\kappa^2 W^2$$

$$-\kappa_w^2 [(W^2 - 1) \kappa^2 + 1] = -\kappa^2 W^2$$

$$\boxed{\kappa_w^2 = \frac{W^2 \kappa^2}{(W^2 - 1) \kappa^2 + 1}}$$

$$b^2 = \frac{a^2 W^2 \kappa^2}{\kappa_w^2} = \frac{a^2 W^2 \kappa^2}{W^2 \kappa^2} [(W^2 - 1) \kappa^2 + 1]$$

$$\boxed{b^2 = a^2 [(W^2 - 1) \kappa^2 + 1]}$$

$$\boxed{\tanh u_2 = \frac{1}{\kappa_w} = \frac{[(W^2 - 1) \kappa^2 + 1]^{1/2}}{W \kappa}}$$

Derivation

$$x = C \sinh u \cos v$$

$$y = C \cosh u \sin v$$

$$dx = C \cosh u \cos v \, du - c \sinh u \sin v \, dv \quad \cosh u \cos v - \sinh u \sin v$$

$$dy = C \sinh u \sin v \, du + c \cosh u \cos v \, dv \quad \sinh u \sin v + \cosh u \cos v$$

$$C (\cosh^2 u \cos^2 v + \sinh^2 u \sin^2 v) \, du = \cosh u \cos v \, dx + \sinh u \sin v \, dy$$

$$C(\cosh^2 u \cos^2 v + \sinh^2 u \sin^2 v) dv = -\sinh u \sin v dx + \cosh u \cos v dy$$

$$\cosh^2 u \cos^2 v + \sinh^2 u \sin^2 v = \cosh^2 u \cos^2 v + \cosh^2 u \sin^2 v - \sin^2 v$$

$$= \cosh^2 u - \sin^2 v$$

$$du = \frac{\cosh u \cos v dx + \sinh u \sin v dy}{C(\cosh^2 u - \sin^2 v)}$$

$$dv = \frac{-\sinh u \sin v dx + \cosh u \cos v dy}{C(\cosh^2 u - \sin^2 v)}$$

$u_x = \frac{\cosh u \cos v}{C(\cosh^2 u - \sin^2 v)}$	$u_y = \frac{\sinh u \sin v}{C(\cosh^2 u - \sin^2 v)}$
$v_x = \frac{-\sinh u \sin v}{C(\cosh^2 u - \sin^2 v)}$	$v_y = \frac{\cosh u \cos v}{C(\cosh^2 u - \sin^2 v)}$

$$\frac{\partial}{\partial x} = u_x \frac{\partial}{\partial u} + v_x \frac{\partial}{\partial v} \quad \frac{\partial}{\partial y} = u_y \frac{\partial}{\partial u} + v_y \frac{\partial}{\partial v}$$

$\frac{\partial}{\partial x} = \frac{1}{C(\cosh^2 u - \sin^2 v)} \left[\cosh u \cos v \frac{\partial}{\partial u} - \sinh u \sin v \frac{\partial}{\partial v} \right]$
$\frac{\partial}{\partial y} = \frac{1}{C(\cosh^2 u - \sin^2 v)} \left[\sinh u \sin v \frac{\partial}{\partial u} + \cosh u \cos v \frac{\partial}{\partial v} \right]$

$$\nabla^2 = \frac{\partial^2}{\partial x^2} + \frac{\partial^2}{\partial y^2} \quad \Delta = C(\cosh^2 u - \sin^2 v)$$

$$= \frac{\partial}{\partial x} \left(u_x \frac{\partial}{\partial u} + v_x \frac{\partial}{\partial v} \right) + \frac{\partial}{\partial y} \left(u_y \frac{\partial}{\partial u} + v_y \frac{\partial}{\partial v} \right)$$

$$= u_{xx} \frac{\partial}{\partial u} + v_{xx} \frac{\partial}{\partial v} + \frac{1}{\Delta} \left[u_x \cosh u \cos v \frac{\partial^2}{\partial u^2} - u_x \sinh u \sin v \frac{\partial^2}{\partial u \partial v} \right]$$

$$+ \frac{1}{\Delta} \left[v_x \cosh u \cos v \frac{\partial^2}{\partial u \partial v} - v_x \sinh u \sin v \frac{\partial^2}{\partial v^2} \right]$$

$$+ u_{yy} \frac{\partial}{\partial u} + v_{yy} \frac{\partial}{\partial v} + \frac{1}{\Delta} \left[u_y \sinh u \sin v \frac{\partial^2}{\partial u^2} + u_y \cosh u \cos v \frac{\partial^2}{\partial u \partial v} \right]$$

$$+ \frac{1}{\Delta} \left[v_y \sinh u \sin v \frac{\partial^2}{\partial u \partial v} + v_y \cosh u \cos v \frac{\partial^2}{\partial v^2} \right]$$

Use $v_x = -u_y$ $v_y = u_x$

$$\begin{aligned} \nabla_{(1)}^2 &= u_{xx} \frac{\partial}{\partial u} - u_{xy} \frac{\partial}{\partial v} + u_{yy} \frac{\partial}{\partial u} + u_{xy} \frac{\partial}{\partial v} \\ &= v_{xy} \frac{\partial}{\partial u} - v_{xy} \frac{\partial}{\partial u} = 0 \end{aligned}$$

$$\nabla^2 = \frac{1}{\Delta} \left\{ (u_x \cosh u \cos v + u_y \sinh u \sin v) \frac{\partial^2}{\partial u^2} \right.$$

$$\left. (u_x \cosh u \cos v + u_y \sinh u \sin v) \frac{\partial^2}{\partial v^2} \right.$$

$$\left. + (-u_x \sinh u \sin v - u_y \cosh u \cos v + u_y \cosh u \cos v + u_x \sinh u \sin v) \frac{\partial^2}{\partial u \partial v} \right.$$

$$\left. = \frac{1}{\Delta^2} (\cosh^2 u \cos^2 v + \sinh^2 u \sin^2 v) \left(\frac{\partial^2}{\partial u^2} + \frac{\partial^2}{\partial v^2} \right) \right.$$

$$\boxed{\nabla^2 = \frac{1}{C^2} \frac{1}{\cosh^2 u - \sin^2 v} \left(\frac{\partial^2}{\partial u^2} + \frac{\partial^2}{\partial v^2} \right)}$$

$\underline{n}, \underline{t}$

$$\underline{n}^1 = \nabla u = u_x \underline{e}_x + u_y \underline{e}_y$$

$$= \frac{\cosh u \cos v}{\Delta} \underline{e}_x + \frac{\sinh u \sin v}{\Delta} \underline{e}_y$$

$$\boxed{\underline{n} \cdot \nabla = \frac{C^{1/2}}{\Delta^{1/2}} \left[\cosh u \cos v \underline{e}_x - \sinh u \sin v \underline{e}_y \right]}$$

$$\underline{n} \cdot \nabla = \frac{C^{1/2}}{\Delta^{1/2}} \left[\cosh u \cos v \frac{\partial}{\partial x} + \sinh u \sin v \frac{\partial}{\partial y} \right]$$

$$= \frac{C^{1/2}}{\Delta \Delta^{1/2}} \left[\cosh u \cos v \left(\cosh u \cos v \frac{\partial}{\partial u} - \sinh u \sin v \frac{\partial}{\partial v} \right) \right]$$

$$+ \sinh u \sin v \left(\sinh u \sin v \frac{\partial}{\partial u} + \cosh u \cos v \frac{\partial}{\partial v} \right)$$

$$\underline{n} \cdot \nabla = \frac{1}{(C\Delta)^{1/2}} \frac{\partial}{\partial u}$$

$$\underline{t} = \underline{e}_z \times \underline{n} = \frac{C^{1/2}}{\Delta^{1/2}} [\cosh u \cos v \underline{e}_y - \sinh u \sin v \underline{e}_x]$$

$$\begin{aligned} \underline{t} \cdot \nabla &= \frac{C^{1/2}}{\Delta^{1/2}} \left[\cosh u \cos v \frac{\partial}{\partial y} - \sinh u \sin v \frac{\partial}{\partial x} \right] \\ &= \frac{C^{1/2}}{\Delta \Delta^{1/2}} \left[\cosh u \cos v \left(\cancel{\sinh u \sin v} \frac{\partial}{\partial u} + \cosh u \cos v \frac{\partial}{\partial v} \right) \right] \\ &\quad - \sinh u \sin v \left(\cancel{\cosh u \cos v} \frac{\partial}{\partial u} - \sinh u \sin v \frac{\partial}{\partial v} \right) \end{aligned}$$

$$\underline{t} \cdot \nabla = \frac{1}{(C\Delta)^{1/2}} \frac{\partial}{\partial v}$$

Plasma Area

$$\begin{aligned} du dv &= \begin{vmatrix} u_x & u_y \\ v_x & v_y \end{vmatrix} dx dy = (u_x v_y - u_y v_x) dx dy \\ &= \frac{1}{\Delta} [\cosh^2 u \cos^2 v + \sinh^2 u \sin^2 v] dx dy \\ &= \frac{1}{C} dx dy \end{aligned}$$

$$dx dy = C du dv$$

Surface Area

$$\begin{aligned} dS &= 2\pi R_0 dl = 2\pi R_0 (x_v^2 + y_v^2)^{1/2} dv \\ &= 2\pi R_0 [C^2 \sinh^2 u \sin^2 v + C^2 \cosh^2 u \cos^2 v]^{1/2} dv \\ dS_p &= 2\pi R_0 (C\Delta)^{1/2} dv \end{aligned}$$