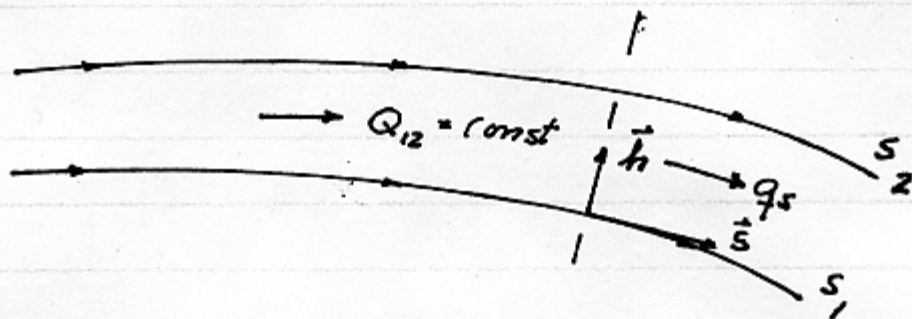


LECTURE #6

1.060 ENGINEERING MECHANICS II

Conservation of Volume for a Streamtube (2-D Plane Flow)



Streamline coordinates:

\vec{s} is local direction of streamline

\vec{h} is local direction \perp streamline

and

$$\vec{q}(\vec{\sigma}) = (q_s, q_h) = (q_s, 0) = q_s$$

STREAM FUNCTION

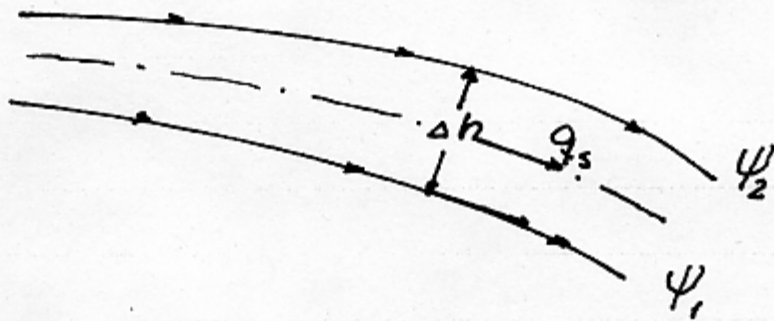
Define a function Ψ such that

$$\frac{\partial \Psi}{\partial s} = 0, \quad \frac{\partial \Psi}{\partial h} = q_s$$

and therefore

$$\Psi = \Psi(s, h) = \Psi(h) = \text{constant along } \vec{s}$$

$\Psi = \text{stream function is constant along a streamline.}$



$$\frac{\partial \psi}{\partial h} = \lim_{\Delta h \rightarrow 0} \frac{\Delta \psi}{\Delta h} = \frac{\psi_2 - \psi_1}{\Delta h} = q_s$$

$$\underline{\psi_2 - \psi_1 = q_s \Delta h = Q_{12} = \text{discharge in tube 1-2}}$$

VELOCITY POTENTIAL

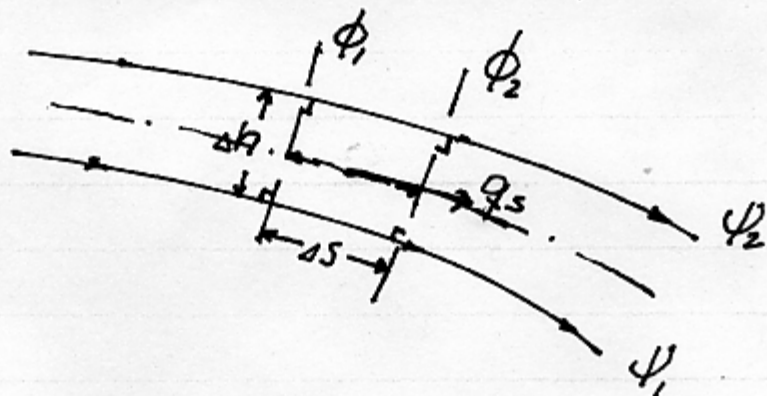
Define a function ϕ such that

$$\frac{\partial \phi}{\partial s} = q_s, \quad \frac{\partial \phi}{\partial h} = 0$$

and therefore

$$\phi = \phi(s, h) = \phi(s) = \text{constant along lines } \perp \vec{s}$$

$\phi = \text{velocity potential is constant along lines } \perp \text{ streamlines (equipotential lines)}$



$$\frac{\partial \phi}{\partial s} = \lim_{\Delta s \rightarrow 0} \frac{\Delta \phi}{\Delta s} = \frac{\phi_2 - \phi_1}{\Delta s} \equiv q_s$$

or

$$\phi_2 - \phi_1 = q_s \Delta s = (q_s \Delta h) \frac{\Delta s}{\Delta h} = Q_{12}$$

if $\Delta s / \Delta h = 1$

FLOW NET

Lines of constant ψ (streamlines) and constant ϕ (equipotential lines) form two families of curves (s-lines and h-lines) that intersect each other at right angles, i.e. they form a "rectangular" pattern.

If the two families of curves are constructed (drawn) such that they form a pattern of "squares", i.e. $\Delta s = \Delta h$, the discharge in stream tubes formed by adjacent stream lines, Q_{12} , is constant (as it should be). This is a FLOW NET

If we know the discharge, Q_{12} , in a stream tube, we can obtain an estimate of the velocity at the center of a "square" from $q_s \equiv Q_{12} / \Delta h$, where $\Delta h (= \Delta s)$ is the side length of the square.

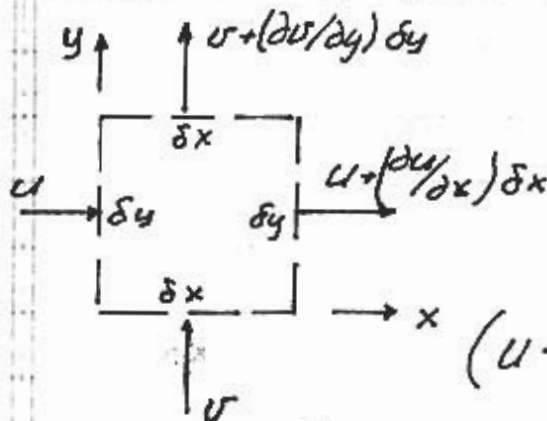
Simple "Rules" to follow when Constructing Flow Nets

- 1) Use a pencil and bring an eraser.
- 2) Solid boundaries are streamlines
- 3) Regions) where flow is uniform - straight parallel streamline - is a good place to start and end.
- 4) Sketch the streamlines and equipotential lines connecting regions) identified in (3) observing the following
 - Ψ & Φ - lines form a "square" pattern
 - Streamlines can never cross
 - Streamlines can start & end only at flow areas
 - Streamlines in the interior are guided by boundaries, but smoother (no kinks)
- 5) Examine sketch and "repair" where needed (this is where the eraser comes in!)
- 6) Discharge = ΔQ is constant within a tube
 $V = \Delta Q / \Delta h$ can be estimated at center of "squares". Directed along Ψ .
- 7) Pressure is estimated from Bernoulli along a streamline.

STREAM FUNCTION & VELOCITY POTENTIAL

Their Generalized Definitions and Limitations

Differential Form of Continuity Equation



Volume Conservation:
Rate in - Rate out =
Rate of change = 0 if
incompressible fluid.

$$(u - (u + (\frac{\partial u}{\partial x}) \delta x)) \delta y + (v - (v + (\frac{\partial v}{\partial y}) \delta y)) \delta x = 0$$

$$\frac{\partial u}{\partial x} + \frac{\partial v}{\partial y} = 0 \quad \text{in 2-D}$$

or

$$\frac{\partial u}{\partial x} + \frac{\partial v}{\partial y} + \frac{\partial w}{\partial z} = \nabla \cdot \vec{q} = 0 \quad \text{in 3-D}$$

Stream Function, Ψ

$$\Psi = \Psi(x, y, t)$$

defined by

$$u = \frac{\partial \Psi}{\partial y} ; \quad v = -\frac{\partial \Psi}{\partial x}$$

Continuity equation (in 2-D) is automatically satisfied, since

$$\frac{\partial u}{\partial x} + \frac{\partial v}{\partial y} = \frac{\partial}{\partial x} \left(\frac{\partial \Psi}{\partial y} \right) + \frac{\partial}{\partial y} \left(-\frac{\partial \Psi}{\partial x} \right) = \frac{\partial^2 \Psi}{\partial x \partial y} - \frac{\partial^2 \Psi}{\partial y \partial x} = 0$$

Limitation of Stream Function

Two-Dimensional Flows of an
Incompressible Fluid

Velocity Potential, ϕ

$$\phi = \phi(x, y, z, t)$$

defined by

$$u = \partial\phi/\partial x; \quad v = \partial\phi/\partial y; \quad w = \partial\phi/\partial z$$

or

$$\vec{q} = (u, v, w) = \text{grad } \phi = \nabla\phi$$

In terms of ϕ , the continuity equation is

$$\frac{\partial u}{\partial x} + \frac{\partial v}{\partial y} + \frac{\partial w}{\partial z} = \frac{\partial}{\partial x} \left(\frac{\partial\phi}{\partial x} \right) + \frac{\partial}{\partial y} \left(\frac{\partial\phi}{\partial y} \right) + \frac{\partial}{\partial z} \left(\frac{\partial\phi}{\partial z} \right) =$$

$$\frac{\partial^2\phi}{\partial x^2} + \frac{\partial^2\phi}{\partial y^2} + \frac{\partial^2\phi}{\partial z^2} = \nabla^2\phi = 0 \quad (\text{Laplace Eq.})$$

$$\nabla^2 = \nabla \cdot \nabla = \frac{\partial}{\partial x^2} + \frac{\partial}{\partial y^2} + \frac{\partial}{\partial z^2} = \text{Laplace Operator}$$

Limitation of Velocity Potential

For ϕ to make sense, we must have that

$$\frac{\partial^2\phi}{\partial x\partial y} = \frac{\partial}{\partial x} \left(\frac{\partial\phi}{\partial y} \right) = \frac{\partial v}{\partial x} = \frac{\partial^2\phi}{\partial y\partial x} = \frac{\partial}{\partial y} \left(\frac{\partial\phi}{\partial x} \right) = \frac{\partial u}{\partial y}$$

Order of differentiation is immaterial!

$y \uparrow \quad \partial u/\partial y \neq 0$



solid boundary

$\partial u/\partial y = 0$



At solid boundary $v=0$,
i.e. $\partial v/\partial x = 0$

So, for ϕ to exist,

$$\partial u/\partial y = 0$$

which cannot be the case
unless fluid is inviscid ($\nu=0$)

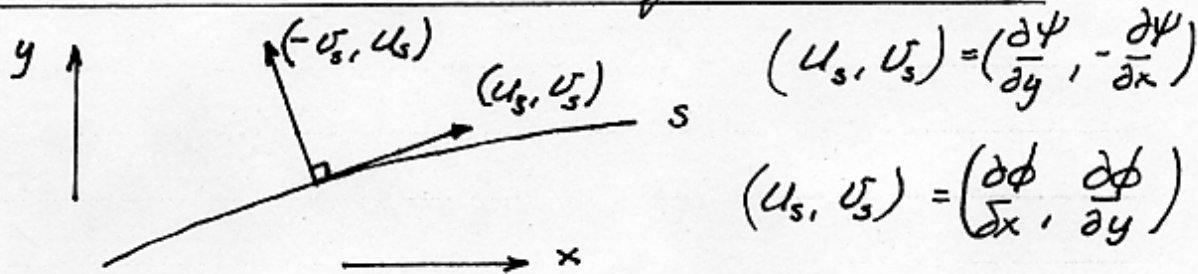
FLOW NET LIMITATIONS

Since flow nets are based on Stream Function and Velocity Potential concepts they are limited to:

Two-Dimensional ^{Steady} Flows of an Incompressible and Inviscid Fluid,
or
Two-Dimensional ^{Steady} Flows of an Ideal Fluid

- We can still sketch flow nets for 3-D flows and get a very good physical picture of the nature of the flow, e.g. regions where velocities are large or small may be identified.
- The flow net allows fluid to have a slip-velocity along solid boundaries (they become streamlines!). Since there is no such thing as an ideal fluid the flow net features very close to solid boundaries are unreliable.
- Flow nets are useful when the bulk of the flow may be considered minimally affected by boundary shear stresses, and the flow is "converging", i.e. velocity is increasing along a streamline.

Stream Line Coordinates from Cartesian



$$\frac{\partial \psi}{\partial s} \delta s = \frac{\partial \psi}{\partial x} \delta x + \frac{\partial \psi}{\partial y} \delta y = \frac{\partial \psi}{\partial x} (u_s \delta t) + \frac{\partial \psi}{\partial y} (v_s \delta t) =$$

$$\left[\frac{\partial \psi}{\partial x} \frac{\partial \psi}{\partial y} + \frac{\partial \psi}{\partial y} \left(-\frac{\partial \psi}{\partial x} \right) \right] \delta t = 0$$

i.e.

$$\underline{\partial \psi / \partial s = 0 \text{ along streamlines}}$$

In the direction $\perp s$, i.e. the "h"-direction

$$\frac{\partial \psi}{\partial h} \delta h = \frac{\partial \psi}{\partial h} (u_s^2 + v_s^2)^{1/2} \delta t = \frac{\partial \psi}{\partial x} (-v_s \delta t) + \frac{\partial \psi}{\partial y} (u_s \delta t) =$$

$$\left[\frac{\partial \psi}{\partial x} \left(-\left(-\frac{\partial \psi}{\partial x} \right) \right) + \frac{\partial \psi}{\partial y} \left(\frac{\partial \psi}{\partial y} \right) \right] \delta t = (v_s^2 + u_s^2) \delta t$$

or

$$\underline{\partial \psi / \partial h = (u_s^2 + v_s^2)^{1/2} = q_s = \text{vel. in s-direction}}$$

Similarly,

$$\frac{\partial \phi}{\partial s} \delta s = \frac{\partial \phi}{\partial s} (u_s^2 + v_s^2)^{1/2} \delta t = \frac{\partial \phi}{\partial x} \delta x + \frac{\partial \phi}{\partial y} \delta y = (u_s^2 + v_s^2) \delta t$$

$$\underline{\partial \phi / \partial s = (u_s^2 + v_s^2)^{1/2} = q_s}$$

and

$$\frac{\partial \phi}{\partial h} \delta h = \frac{\partial \phi}{\partial x} (-v_s \delta t) + \frac{\partial \phi}{\partial y} (u_s \delta t) = (-u_s v_s + u_s v_s) \delta t = 0$$

$$\underline{\partial \phi / \partial h = 0}$$