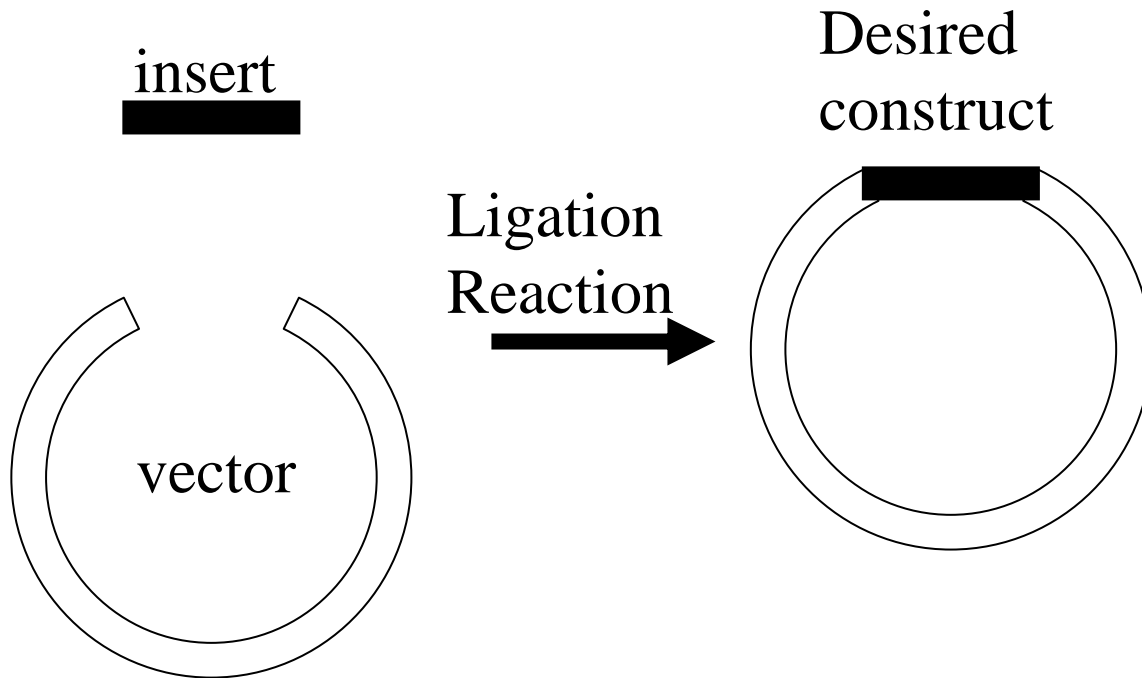
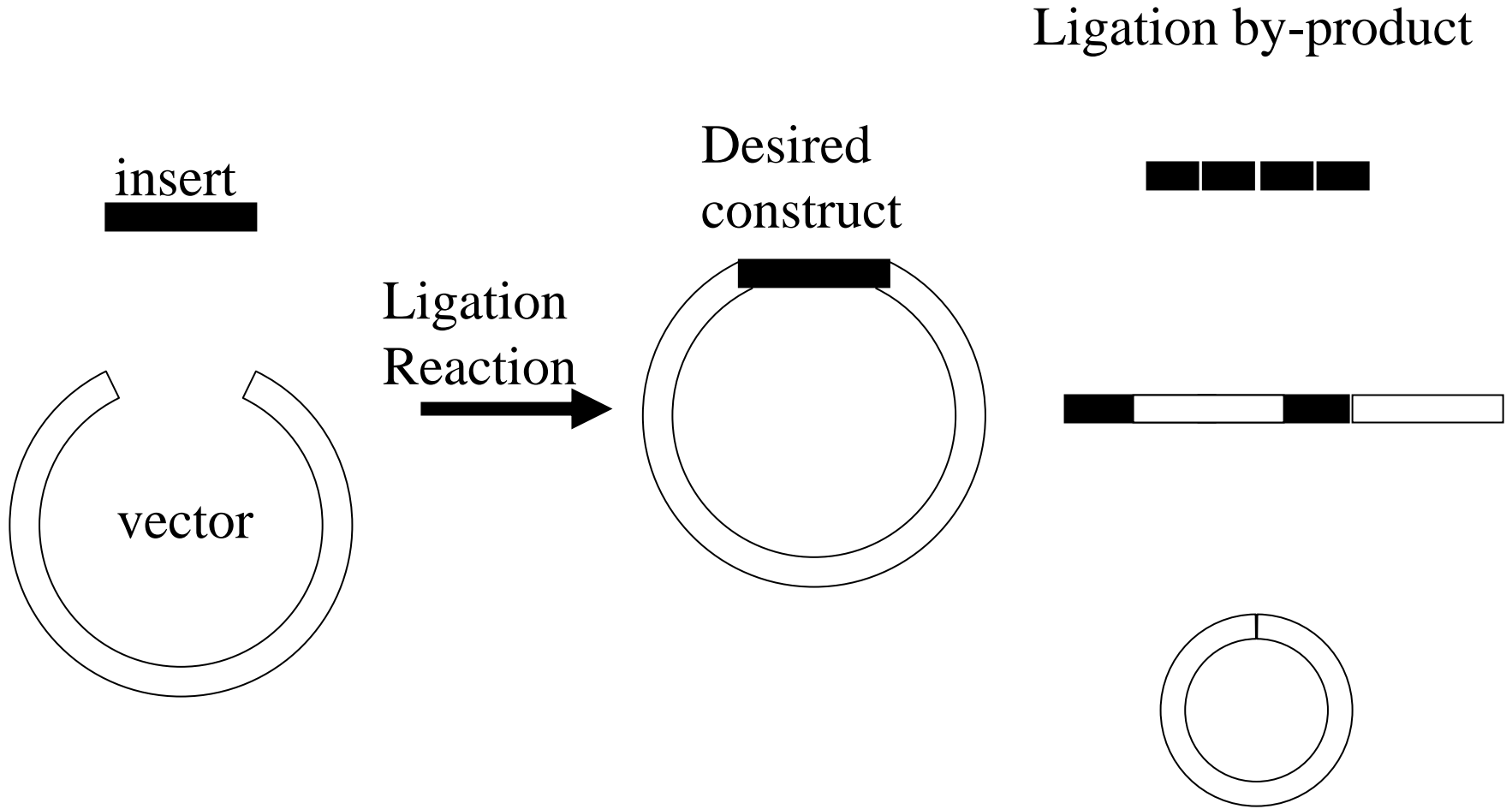


Bacteria Transformation
Colony Pick-up
Miniprep
Restriction Enzyme Digestion

What are these steps for?



What are these steps for?



Bacteria transformation

QuickTime™ and a
TIFF (Uncompressed) decompressor
are needed to see this picture.

Selection of successful transformant

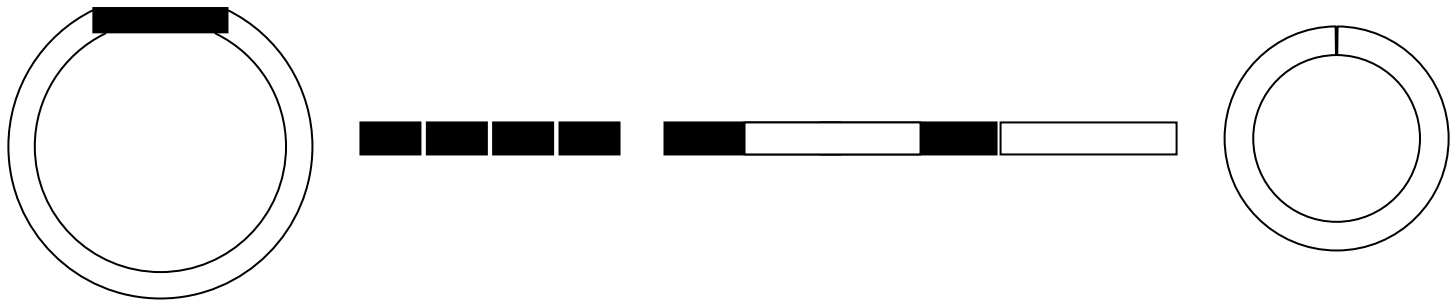
QuickTime™ and a
TIFF (Uncompressed) decompressor
are needed to see this picture.

QuickTime™ and a
TIFF (Uncompressed) decompressor
are needed to see this picture.

kanamycin

kanamycin

Bacteria transformation select DNA constructs



Growth

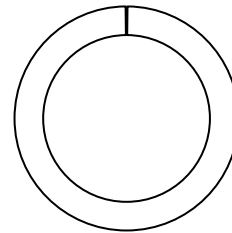
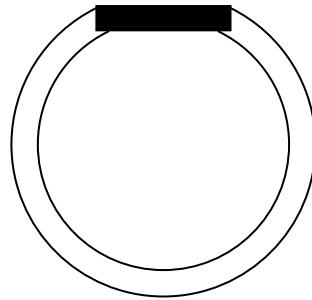
+

-

-

+

Restriction Enzyme Digest



Growth

+

+

Restriction
Digest Two bands

One band

Bacteria Transformation/plating

- Use chemically treated cells (MnCl_2 , dimethyl sulfoxide)
- On ice 30 min followed by heat-shock
- Incubate with liquid medium without antibiotics
- Plate on selection plate

Alkaline lysis method of plasmid purification

- Denature protein and chromosomal DNA with SDS (strong detergent) and NaOH (solution 2)
- Neutralize with potassium acetate and centrifuge (solution 3)
- SDS makes precipitate with potassium
- Protein and chromosomal DNA will precipitate
- Plasmid DNA is compact and remain on supernatant.
- Remove remaining salt with isopropanol precipitation