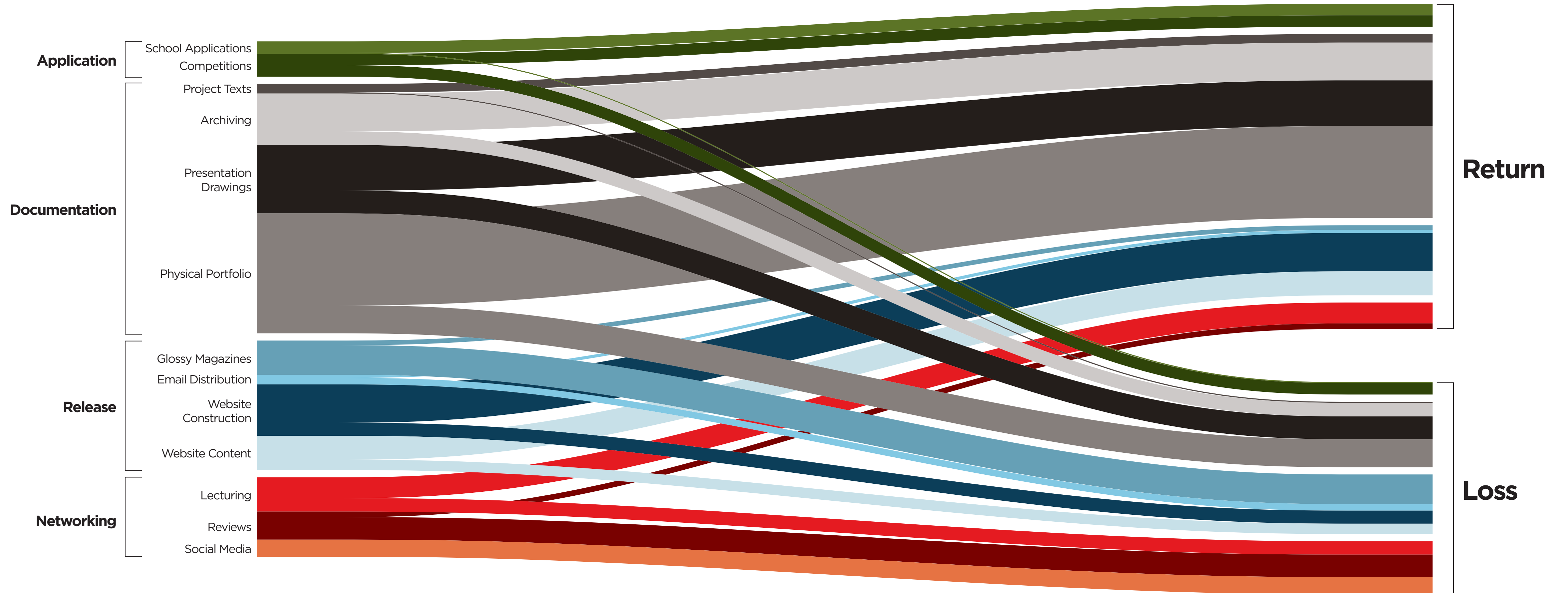



Presentation and Publication

Contributions and Self-Promotion

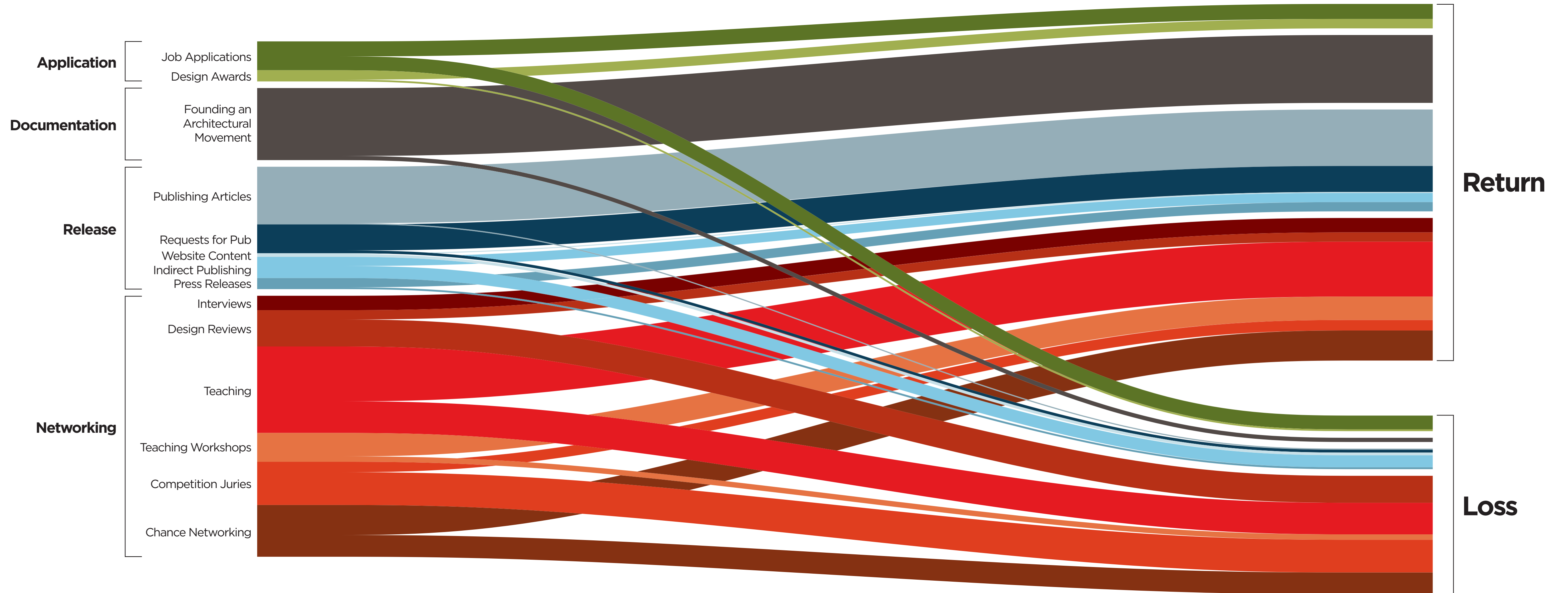
Professional Promo Proportions



Student Promo Proportions



Academic Promo Proportions



Publication Types

Glossy Magazines

Journals

Journals (Peer Review)

Symposiums

Conferences

- Project
- Paper

Glossy Magazines

Print

- Surface
- Architectural Record
- Monitor
- Architect's Newspaper
- Frame

Web

- Archinect
- Dezeen
- Core 77
- Evolo

Journals

- Pidgin Magazine
- Harvard Design Magazine
- 306090
- Manifest
- Plat

Notes

- 1500-2500 words (typically)
- Photo Essays
- Project or History Based (always critical)
- Some have calls, Some have rolling submissions

Journals (Peer Review)

- Thresholds
- Log
- JAE - ACSA

Notes

- 1500-2500 words (typically)
- Photo Essays
- Project or History Based (always critical)
- Some have calls, Some have rolling submissions
- Peer review process includes double blind evaluation (much slower)

Symposium

Notes

- Can be project or paper based
- abstract/description and images are requested for acceptance
- Published in the form of a lecture
- Some produce proceedings of the symposium - see *Fabricate 2011*
- Some never produce a publication

Conferences

- ACSA
- ICSA
- ACADIA
- CAADRIA
- SIGGRAPH
- AAG

Notes

- First submission is an abstract
- Second round is extended Abstract
- Third round is Full Paper
- See following pages to construct an academic paper

Academic Paper

Title / Authors

- First Person is lowest rank (i.e. 1:Student , 2:Professor)
- Titles are intended to be descriptive

Abstract

- 200-300 words
- The shorter the better
- no references
- structure
 - purpose
 - method
 - major findings
 - contribution
 - conclusions

Introduction

- Establish the context
- State the purpose
- Propose

Body

- Section and Subsection standards
 - Topics (Background)
 - Method
 - Prototype
 - Analysis

Conclusion

- Respond to the purpose of the research. Did the work suffice the abstract intention?
- What are the failures
- What are the locations you project for future work (either yourself or others)

Acknowledgements

- Include any references to help provided. This includes financial aid, institutions, advice, but also any software that was utilized, or previous knowledge that was borrowed

References

- Start by searching online proceedings from conferences and previously published papers surrounding your topic
- Each paper follows guidelines for references within the text, direct quotes are strongly discouraged.

Figures

- Figures should be limited to demonstrative purposes.
- No excess fluff. This is about communication of a specific topic.
- Figure notes should describe the purpose and the intention of the figure.

MIT OpenCourseWare
<http://ocw.mit.edu>

4.105 Geometric Disciplines and Architecture Skills: Reciprocal Methodologies
Fall 2012

For information about citing these materials or our Terms of Use, visit: <http://ocw.mit.edu/terms>.