

## Practice Problems

5. For this problem, we will make use of the membrane analogy that was discussed in class and Unit #11 in the notes.

Specifically the membrane analogy for the torsion of narrow rectangular cross-sections will be used because each section of the channel cross-section and I cross-section beam can be represented as narrow rectangular cross-sections (see pp. 11 ~ 21 in unit #11).

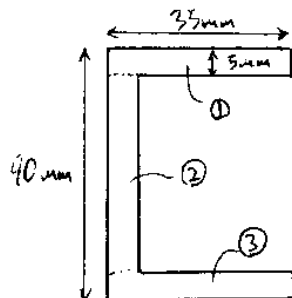
a). The angle of twist,  $\alpha$ , can be obtained from

$$\frac{d\alpha}{dz} = \frac{T}{GJ}$$

$$\Rightarrow \alpha = \int_0^L \frac{T}{GJ} dz = \frac{Tl}{GJ} \quad \text{--- ①}$$

↑  
since  $T$  and  $J$  are constants.

So, we need to find the torsional constant  $J$ . Let's consider the channel cross-section first.

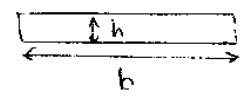


torsional constant of channel

$$J_c = J_1 + J_2 + J_3 \quad \text{--- ②}$$

From the membrane analogy of a narrow rectangular cross section, we know that  $J$  for a rectangle of length  $b$  and height  $h$ ,

$$J = \frac{bh^3}{3}$$



Thus,

$$J_{\text{top}} = J_{\text{bottom}} = \frac{(35\text{mm})(5\text{mm})^3}{3} = 1.5 \times 10^{-9} \text{m}^4$$

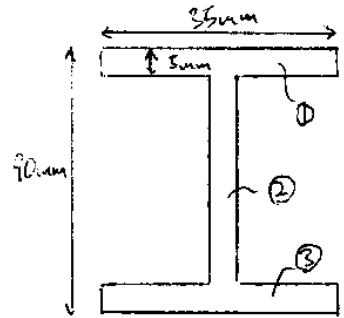
$$J_{\text{web}} = \frac{(80\text{mm})(5\text{mm})^3}{3} = 3.3 \times 10^{-9} \text{m}^4$$

Plugging the values for  $J_{\text{top}}$ ,  $J_{\text{web}}$  and  $J_{\text{bottom}}$  in equation (3), we get

$$J_c = (1.5 \times 10^{-9}) + (3.3 \times 10^{-9}) + (1.5 \times 10^{-9})$$

$$\Rightarrow J_c = 6.3 \times 10^{-9} \text{m}^4$$

Next, let's consider the I-beam.



$$J_I = J_1 + J_2 + J_3$$

The I-beam is made from the same three pieces as the channel section, so the two sections must have the same torsional constants

$$J_s = J_c = 6.3 \times 10^{-9} \text{ m}^4$$

To find the angle of twist,  $\alpha$ , plug the given values into equation D.

$$* C = \frac{E}{2(1+\nu)} = 27 \text{ GPa}$$

For channel cross section :

$$\alpha_c = \frac{(40 \text{ Nm})(2 \text{ m})}{(27 \text{ GPa})(6.3 \times 10^{-9} \text{ m}^4)} = 0.47 \text{ rad.}$$

$$\therefore \alpha_c = 27^\circ$$

Since the I-beam has the same torsional constant as the channel section,  $\alpha_s = \alpha_c$

$$\Rightarrow \boxed{\alpha_s = 0.47 \text{ rad} = 27^\circ}$$

b) The maximum resultant shear,  $\tau_{\max}$  is

$$\tau_{\max} = \sqrt{\tau_{y_z}^2 + \tau_{x_z}^2} \quad \text{--- (3)}$$

From the derivation of the torsion of a narrow rectangular cross-section, we found,

$$\tau_{yz} = \frac{2T}{J}x$$

$$\tau_{xz} = 0$$

$$\therefore \tau_{max} = \frac{2T}{J}x_{max}$$

We will find  $\tau_{max}$  in the widest part of the cross-section, where the local coordinate  $x$  is maximized. In the widest part,

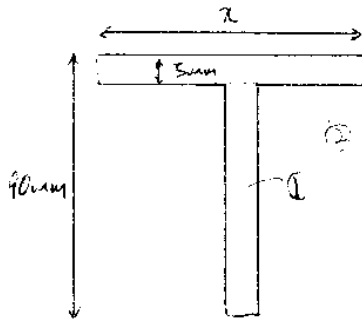
$$x_{max} = \frac{1}{2}t \quad \leftarrow \text{thickness}$$

For both the channel and the I cross-section beams, the thickness,  $t = 5\text{mm}$ , so.

$$\tau_{max I} = \tau_{max C} = \frac{2T}{J} \frac{1}{2}t = \frac{(40\text{Nm})}{(6.3 \times 10^{-7}\text{m}^4)} (0.005\text{m})$$

$$\therefore \tau_{max I} = \tau_{max C} = 32 \text{ MPa}$$

- (1) In order for the resistance to be the same, the torsional constant needs to be the same. The torsional constant for the T-section is



$$J = J_G + J_{\text{flange}}$$

$$= \frac{(85\text{mm})(5\text{mm})^3}{3} + \frac{x(5\text{mm})^3}{3} \quad \text{--- (4)}$$

Note that  $J_c = J_I$  and

$$J_c = J_I = \frac{(80\text{mm})(5\text{mm})^3}{3} + \frac{2(35\text{mm})(5\text{mm})^3}{3} \quad \text{--- (5)}$$

Comparing equations (4) and (5), we get,

$$\frac{(85\text{mm})(5\text{mm})^3}{3} + \frac{x(5\text{mm})^3}{3} = \frac{(80\text{mm})(5\text{mm})^3}{3} + \frac{2(35\text{mm})(5\text{mm})^3}{3}$$

$$\Rightarrow x = (90\text{mm}) - (5\text{mm})$$

$$x = 65\text{mm}$$